

IES Indoor Report

Photometric Filename:SD02-09-XX-05 2700K RA80 15D.IES

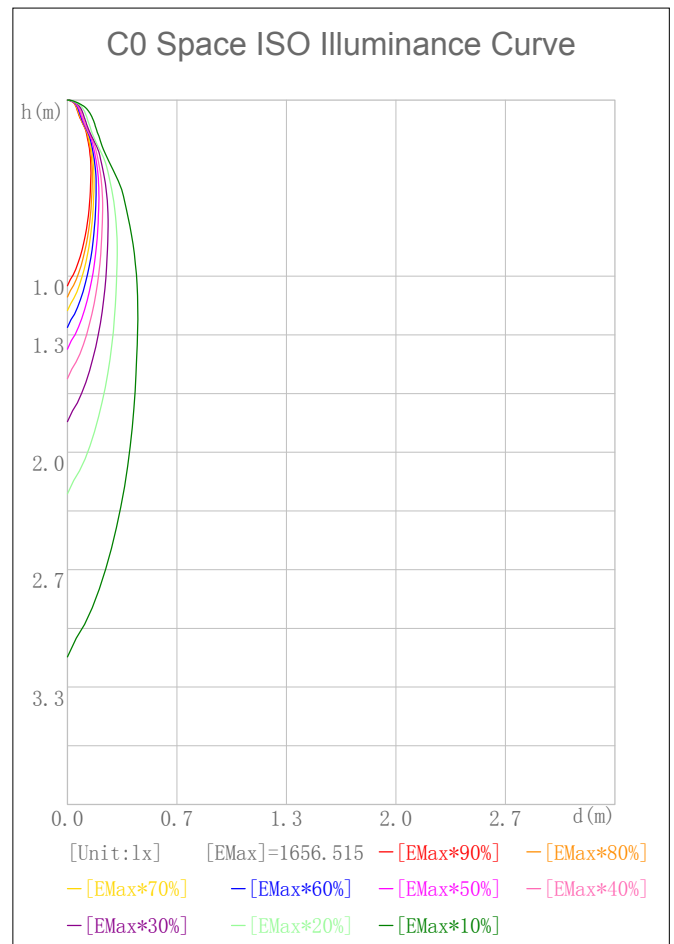
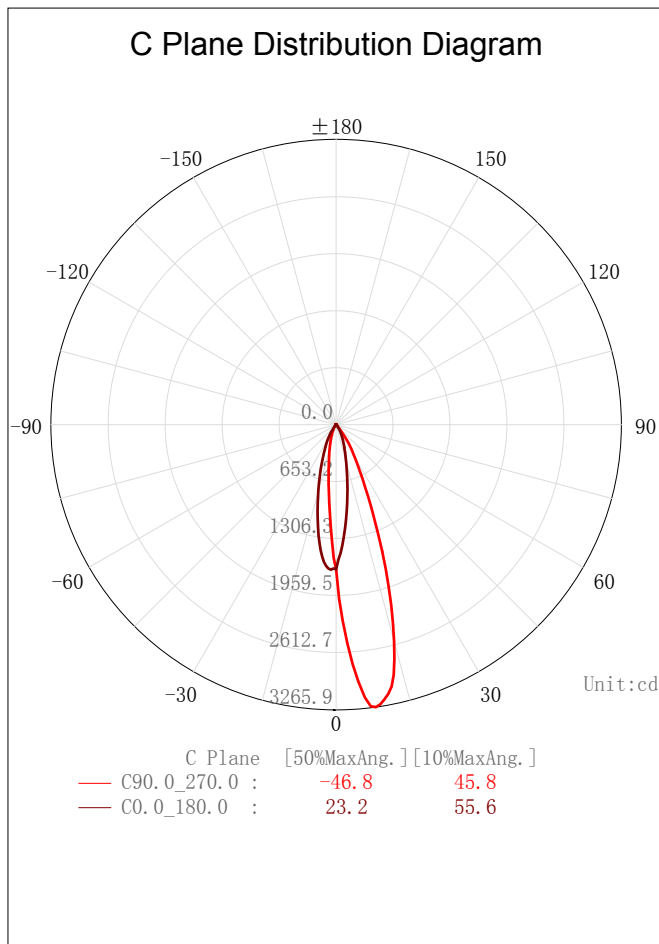
Indoor Luminaire Photometric Data

Description Information

Luminary Name:SD02-09-XX-05 2700K RA80 15D		Lum. Catalog:	Test ID: 01
Lamp Name:		Lamp Catalog: LED	Test Date: 2021/04/01
Manufacture: Shenzhen Norming Lighting Co.Ltd		Shld.Ang(°):	Test Machine:GON-2000
Test Lab: Quality Department		Frequency(Hz):	Lamp CCT(K): Ra:
Lum. Size(W*L*H):0.050m*0.000m*0.000m		Lum. Area(m2):0.002	Lum. W(kg): 0.000
Test System: C, γ	Test Step: C=90.0 γ=1.0	Temp.(°C): 25	Humidity(%): 50.0

Character Parameter

Lamp Speciality Parameter		Luminaire Speciality Parameter	
Rated Flux(lm): 683.700	Luminary Flux(lm): 683.703	Field Angle(10%Imax): 45.8(°)	
Rated Power(W):	Luminary Efficiency: 100.00%	Down Lumens&Percent: 678.429lm 99.23%	
Rated Voltage(V):	Luminary EER(lm/W): 76.281	Up Lumens&Percent: 5.274lm 0.77%	
Tested Power(W): 8.963	Max. Candela(cd): 3265.858	S/MH: C0_a180=0.390 C90_270=0.517	
Lamps' Inside: 1	Max Cand@Ang.(°): C=90.0 γ=8.0	CIE Type: Semi-Direct	
Tested Electrics(V, A, pf):240.3, 0.040, 0.928	Beam Angle(50%Imax): 19.7(°)	ErP φ use(90°): 774.464lm	
Lamp Size(W*L*H):0.050m*0.000m*0.000m	Left=-0.2°, Right=19.6°	IRF(%): 1085.601	



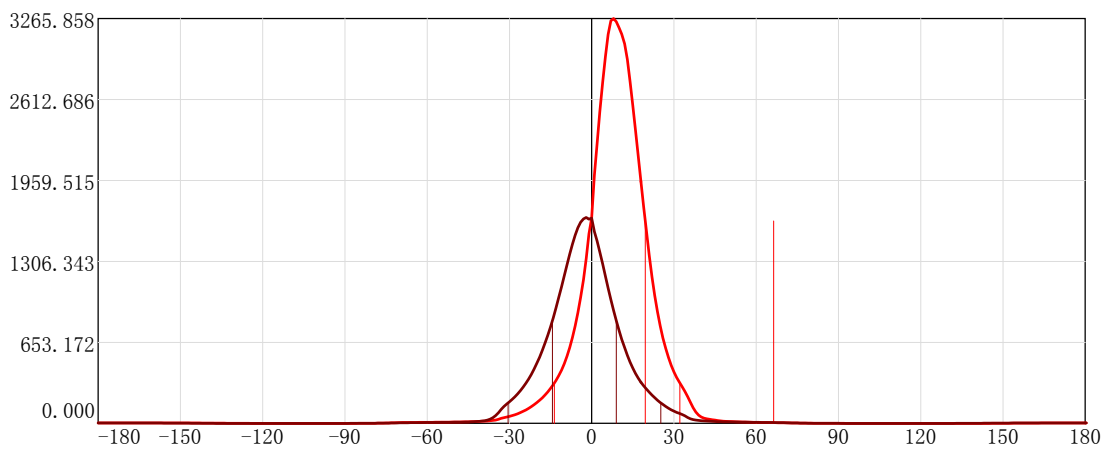
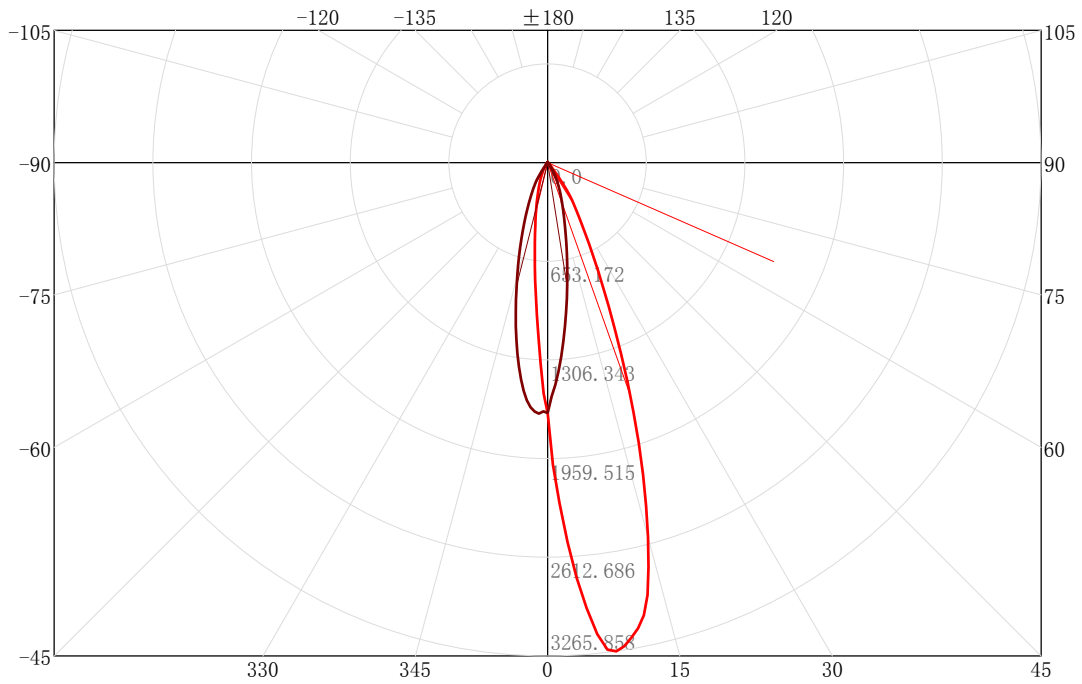
IES Indoor Report

Photometric Filename:SD02-09-XX-05 2700K RA80 15D.IES

2D Plane Light Intensity Distribution Curve

Lum. Name: SD02-09-XX-05 2700K RA80 15D	Lum. Catalog:	Test ID: 01
Lamp Name:	Lamp Catalog: LED	Test Lab: Quality Department
Manufacture: Shenzhen Norming Lighting Co.Ltd	Test Machine:GON-2000	Test Date: 2021/04/01

C Plane Distribution Diagram



C Plane [50%MaxAng.] [10%MaxAng.]
 — C90.0_270.0 : -46.8 45.8
 — C0.0_180.0 : 23.2 55.6

Unit:cd

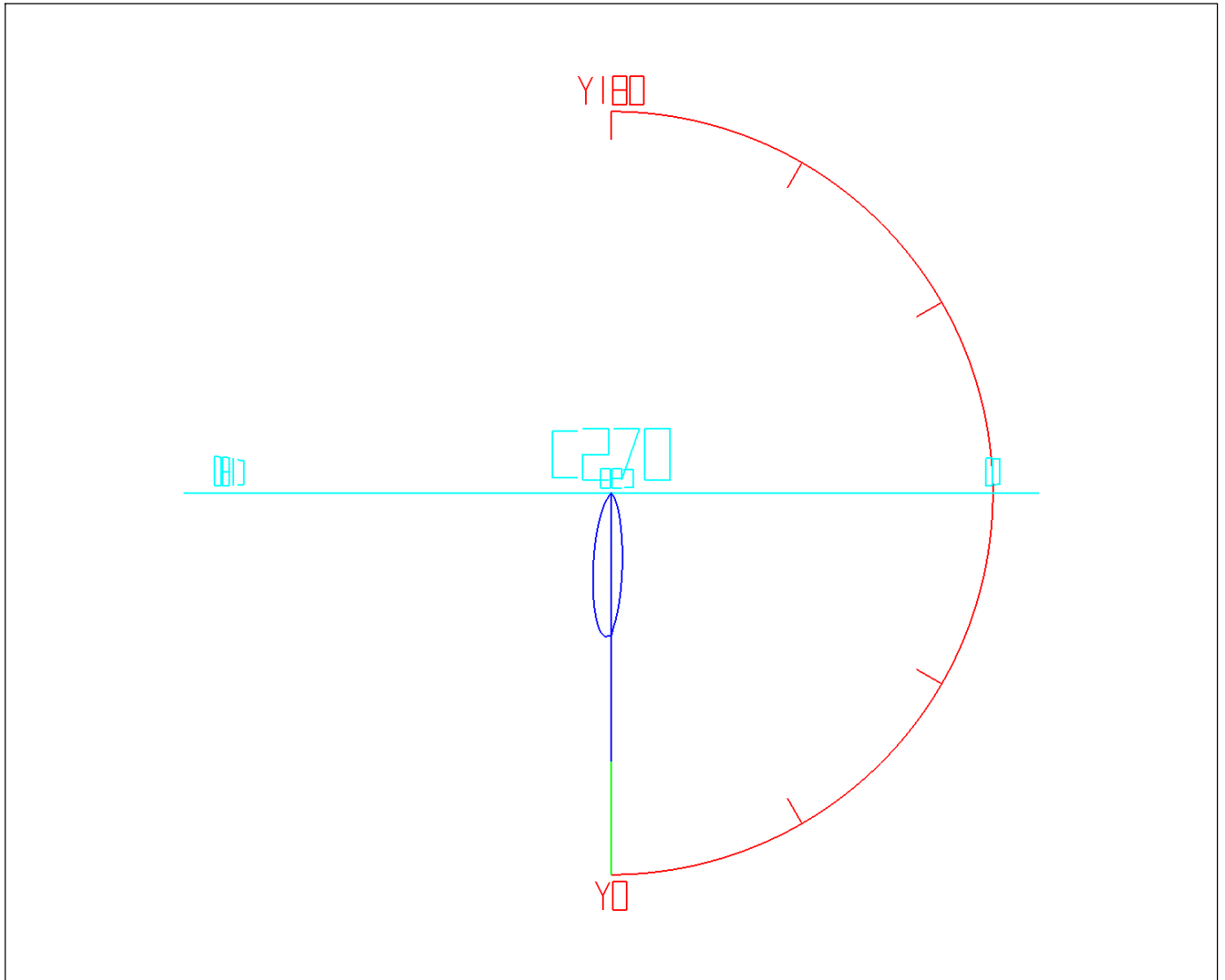
IES Indoor Report

Photometric Filename:SD02-09-XX-05 2700K RA80 15D.IES

3D Light Intensity Distribution Modal

Lum. Name: SD02-09-XX-05 2700K RA80 15D	Lum. Catalog:	Test ID: 01
Lamp Name:	Lamp Catalog: LED	Test Lab: Quality Department
Manufacture: Shenzhen Norming Lighting Co.Ltd	Test Machine:GON-2000	Test Date: 2021/04/01

3D Light Intensity Distribution Modal



Curves: 3D Model ——— Fixture ——— Vert. HUD ——— Hori. HUD ———
View Angles: Orient:0 Tilt:0 Roll:0 Spin:0

IES Indoor Report

Photometric Filename:SD02-09-XX-05 2700K RA80 15D.IES

Zonal Flux Tabulation

Zone(γ)	Zone Flux (lm)	Sums Flux (lm)	Zone%Lamp	Sums%Lamp	Zone(γ)	Zone Flux (lm)	Sums Flux (lm)	Zone%Lamp	Sums%Lamp
0.0-1.0	1.60	1.60	0.23	0.23	47.0-48.0	1.13	655.23	0.16	95.84
1.0-2.0	4.82	6.42	0.71	0.94	48.0-49.0	1.09	656.32	0.16	95.99
2.0-3.0	8.03	14.45	1.17	2.11	49.0-50.0	1.06	657.37	0.15	96.15
3.0-4.0	11.20	25.64	1.64	3.75	50.0-51.0	1.03	658.40	0.15	96.30
4.0-5.0	14.30	39.94	2.09	5.84	51.0-52.0	1.01	659.41	0.15	96.45
5.0-6.0	17.28	57.22	2.53	8.37	52.0-53.0	0.98	660.39	0.14	96.59
6.0-7.0	20.05	77.27	2.93	11.30	53.0-54.0	0.96	661.35	0.14	96.73
7.0-8.0	22.44	99.71	3.28	14.58	54.0-55.0	0.93	662.28	0.14	96.87
8.0-9.0	24.40	124.11	3.57	18.15	55.0-56.0	0.91	663.19	0.13	97.00
9.0-10.0	26.03	150.14	3.81	21.96	56.0-57.0	0.89	664.08	0.13	97.13
10.0-11.0	27.39	177.54	4.01	25.97	57.0-58.0	0.87	664.95	0.13	97.26
11.0-12.0	28.48	206.02	4.17	30.13	58.0-59.0	0.85	665.79	0.12	97.38
12.0-13.0	29.19	235.21	4.27	34.40	59.0-60.0	0.83	666.62	0.12	97.50
13.0-14.0	29.38	264.58	4.30	38.70	60.0-61.0	0.81	667.42	0.12	97.62
14.0-15.0	29.13	293.71	4.26	42.96	61.0-62.0	0.79	668.21	0.12	97.73
15.0-16.0	28.59	322.31	4.18	47.14	62.0-63.0	0.77	668.98	0.11	97.85
16.0-17.0	27.78	350.09	4.06	51.21	63.0-64.0	0.74	669.72	0.11	97.96
17.0-18.0	26.71	376.80	3.91	55.11	64.0-65.0	0.72	670.44	0.11	98.06
18.0-19.0	25.44	402.25	3.72	58.83	65.0-66.0	0.70	671.14	0.10	98.16
19.0-20.0	23.99	426.23	3.51	62.34	66.0-67.0	0.68	671.82	0.10	98.26
20.0-21.0	22.39	448.62	3.27	65.62	67.0-68.0	0.66	672.48	0.10	98.36
21.0-22.0	20.76	469.38	3.04	68.65	68.0-69.0	0.63	673.11	0.09	98.45
22.0-23.0	19.19	488.57	2.81	71.46	69.0-70.0	0.60	673.71	0.09	98.54
23.0-24.0	17.71	506.28	2.59	74.05	70.0-71.0	0.56	674.27	0.08	98.62
24.0-25.0	16.32	522.60	2.39	76.44	71.0-72.0	0.52	674.79	0.08	98.70
25.0-26.0	15.01	537.61	2.20	78.63	72.0-73.0	0.46	675.25	0.07	98.76
26.0-27.0	13.77	551.38	2.01	80.65	73.0-74.0	0.41	675.66	0.06	98.82
27.0-28.0	12.63	564.02	1.85	82.49	74.0-75.0	0.37	676.03	0.05	98.88
28.0-29.0	11.60	575.62	1.70	84.19	75.0-76.0	0.32	676.35	0.05	98.93
29.0-30.0	10.68	586.29	1.56	85.75	76.0-77.0	0.28	676.63	0.04	98.97
30.0-31.0	9.84	596.14	1.44	87.19	77.0-78.0	0.25	676.89	0.04	99.00
31.0-32.0	9.07	605.20	1.33	88.52	78.0-79.0	0.22	677.11	0.03	99.04
32.0-33.0	8.26	613.46	1.21	89.73	79.0-80.0	0.20	677.30	0.03	99.06
33.0-34.0	7.30	620.76	1.07	90.79	80.0-81.0	0.17	677.47	0.03	99.09
34.0-35.0	6.18	626.94	0.90	91.70	81.0-82.0	0.16	677.63	0.02	99.11
35.0-36.0	5.04	631.98	0.74	92.43	82.0-83.0	0.14	677.77	0.02	99.13
36.0-37.0	4.00	635.98	0.59	93.02	83.0-84.0	0.13	677.89	0.02	99.15
37.0-38.0	3.16	639.14	0.46	93.48	84.0-85.0	0.11	678.01	0.02	99.17
38.0-39.0	2.53	641.67	0.37	93.85	85.0-86.0	0.10	678.11	0.02	99.18
39.0-40.0	2.11	643.77	0.31	94.16	86.0-87.0	0.09	678.20	0.01	99.20
40.0-41.0	1.84	645.62	0.27	94.43	87.0-88.0	0.08	678.29	0.01	99.21
41.0-42.0	1.68	647.29	0.25	94.68	88.0-89.0	0.07	678.36	0.01	99.22
42.0-43.0	1.55	648.84	0.23	94.90	89.0-90.0	0.07	678.43	0.01	99.23
43.0-44.0	1.45	650.29	0.21	95.11	90.0-91.0	0.06	678.49	0.01	99.24
44.0-45.0	1.35	651.64	0.20	95.31	91.0-92.0	0.05	678.54	0.01	99.25
45.0-46.0	1.27	652.91	0.19	95.50	92.0-93.0	0.05	678.59	0.01	99.25
46.0-47.0	1.19	654.10	0.17	95.67	93.0-94.0	0.04	678.63	0.01	99.26

IES Indoor Report

Photometric Filename:SD02-09-XX-05 2700K RA80 15D.IES

Zonal Flux Tabulation - (Cont.)

Zone(γ)	Zone Flux (lm)	Sums Flux (lm)	Zone%Lamp	Sums%Lamp	Zone(γ)	Zone Flux (lm)	Sums Flux (lm)	Zone%Lamp	Sums%Lamp
94.0-95.0	0.04	678.67	0.01	99.26	141.0-142.0	0.11	679.87	0.02	99.44
95.0-96.0	0.03	678.70	0.00	99.27	142.0-143.0	0.11	679.98	0.02	99.46
96.0-97.0	0.03	678.72	0.00	99.27	143.0-144.0	0.12	680.10	0.02	99.47
97.0-98.0	0.02	678.74	0.00	99.28	144.0-145.0	0.12	680.22	0.02	99.49
98.0-99.0	0.02	678.76	0.00	99.28	145.0-146.0	0.13	680.35	0.02	99.51
99.0-100.0	0.01	678.77	0.00	99.28	146.0-147.0	0.13	680.49	0.02	99.53
100.0-101.0	0.01	678.78	0.00	99.28	147.0-148.0	0.14	680.62	0.02	99.55
101.0-102.0	0.01	678.79	0.00	99.28	148.0-149.0	0.14	680.76	0.02	99.57
102.0-103.0	0.01	678.79	0.00	99.28	149.0-150.0	0.14	680.91	0.02	99.59
103.0-104.0	0.00	678.80	0.00	99.28	150.0-151.0	0.14	681.05	0.02	99.61
104.0-105.0	0.00	678.80	0.00	99.28	151.0-152.0	0.15	681.20	0.02	99.63
105.0-106.0	0.00	678.80	0.00	99.28	152.0-153.0	0.15	681.34	0.02	99.66
106.0-107.0	0.00	678.80	0.00	99.28	153.0-154.0	0.15	681.49	0.02	99.68
107.0-108.0	0.00	678.80	0.00	99.28	154.0-155.0	0.14	681.63	0.02	99.70
108.0-109.0	0.00	678.80	0.00	99.28	155.0-156.0	0.14	681.77	0.02	99.72
109.0-110.0	0.00	678.80	0.00	99.28	156.0-157.0	0.14	681.91	0.02	99.74
110.0-111.0	0.00	678.80	0.00	99.28	157.0-158.0	0.14	682.05	0.02	99.76
111.0-112.0	0.00	678.80	0.00	99.28	158.0-159.0	0.13	682.19	0.02	99.78
112.0-113.0	0.00	678.80	0.00	99.28	159.0-160.0	0.13	682.32	0.02	99.80
113.0-114.0	0.00	678.80	0.00	99.28	160.0-161.0	0.13	682.45	0.02	99.82
114.0-115.0	0.00	678.80	0.00	99.28	161.0-162.0	0.12	682.57	0.02	99.83
115.0-116.0	0.00	678.80	0.00	99.28	162.0-163.0	0.12	682.69	0.02	99.85
116.0-117.0	0.00	678.80	0.00	99.28	163.0-164.0	0.11	682.80	0.02	99.87
117.0-118.0	0.00	678.81	0.00	99.28	164.0-165.0	0.11	682.90	0.02	99.88
118.0-119.0	0.00	678.81	0.00	99.28	165.0-166.0	0.10	683.00	0.01	99.90
119.0-120.0	0.01	678.82	0.00	99.29	166.0-167.0	0.09	683.10	0.01	99.91
120.0-121.0	0.01	678.82	0.00	99.29	167.0-168.0	0.09	683.19	0.01	99.92
121.0-122.0	0.01	678.83	0.00	99.29	168.0-169.0	0.08	683.27	0.01	99.94
122.0-123.0	0.01	678.84	0.00	99.29	169.0-170.0	0.07	683.34	0.01	99.95
123.0-124.0	0.01	678.85	0.00	99.29	170.0-171.0	0.07	683.41	0.01	99.96
124.0-125.0	0.01	678.87	0.00	99.29	171.0-172.0	0.06	683.47	0.01	99.97
125.0-126.0	0.02	678.89	0.00	99.30	172.0-173.0	0.05	683.52	0.01	99.97
126.0-127.0	0.02	678.91	0.00	99.30	173.0-174.0	0.05	683.57	0.01	99.98
127.0-128.0	0.03	678.93	0.00	99.30	174.0-175.0	0.04	683.61	0.01	99.99
128.0-129.0	0.03	678.96	0.00	99.31	175.0-176.0	0.03	683.64	0.00	99.99
129.0-130.0	0.03	679.00	0.00	99.31	176.0-177.0	0.03	683.67	0.00	100.00
130.0-131.0	0.04	679.04	0.01	99.32	177.0-178.0	0.02	683.69	0.00	100.00
131.0-132.0	0.04	679.08	0.01	99.32	178.0-179.0	0.01	683.70	0.00	100.00
132.0-133.0	0.05	679.13	0.01	99.33	179.0-180.0	0.00	683.70	0.00	100.00
133.0-134.0	0.06	679.19	0.01	99.34					
134.0-135.0	0.06	679.25	0.01	99.35					
135.0-136.0	0.07	679.32	0.01	99.36					
136.0-137.0	0.08	679.40	0.01	99.37					
137.0-138.0	0.08	679.48	0.01	99.38					
138.0-139.0	0.09	679.57	0.01	99.40					
139.0-140.0	0.09	679.66	0.01	99.41					
140.0-141.0	0.10	679.76	0.01	99.42					

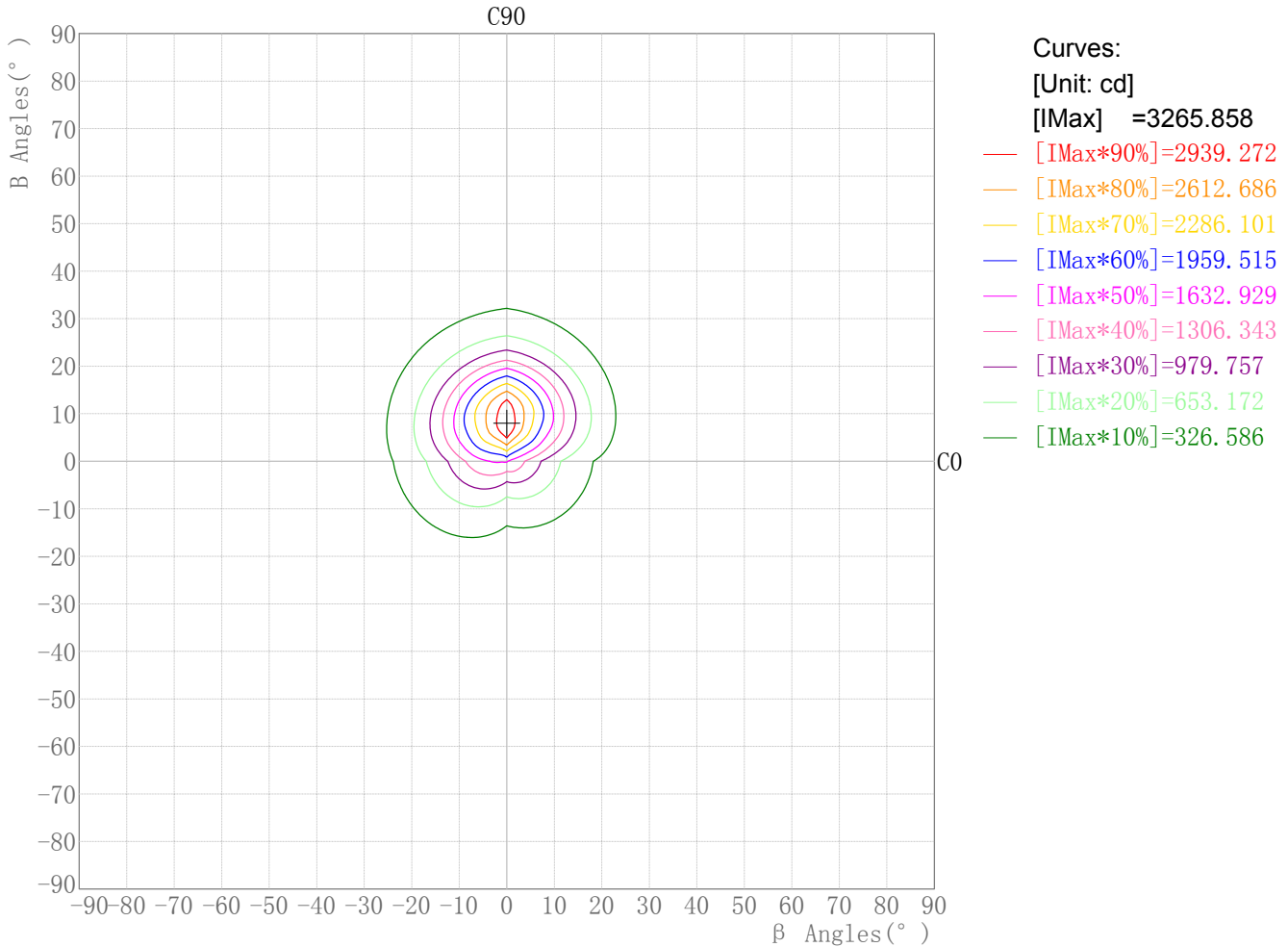
IES Indoor Report

Photometric Filename:SD02-09-XX-05 2700K RA80 15D.IES

Rectangle ISO Lighting Intensity Diagram

Lum. Name: SD02-09-XX-05 2700K RA80 15D	Lum. Catalog:	Test ID: 01
Lamp Name:	Lamp Catalog: LED	Test Lab: Quality Department
Manufacture: Shenzhen Norming Lighting Co.Ltd	Test Machine:GON-2000	Test Date: 2021/04/01

ISO Lighting Intensity Curve



Maximum Light Intensity(cd): 3265.86

Maximum Cand.@Angle: H=0.0°,V=8.0°

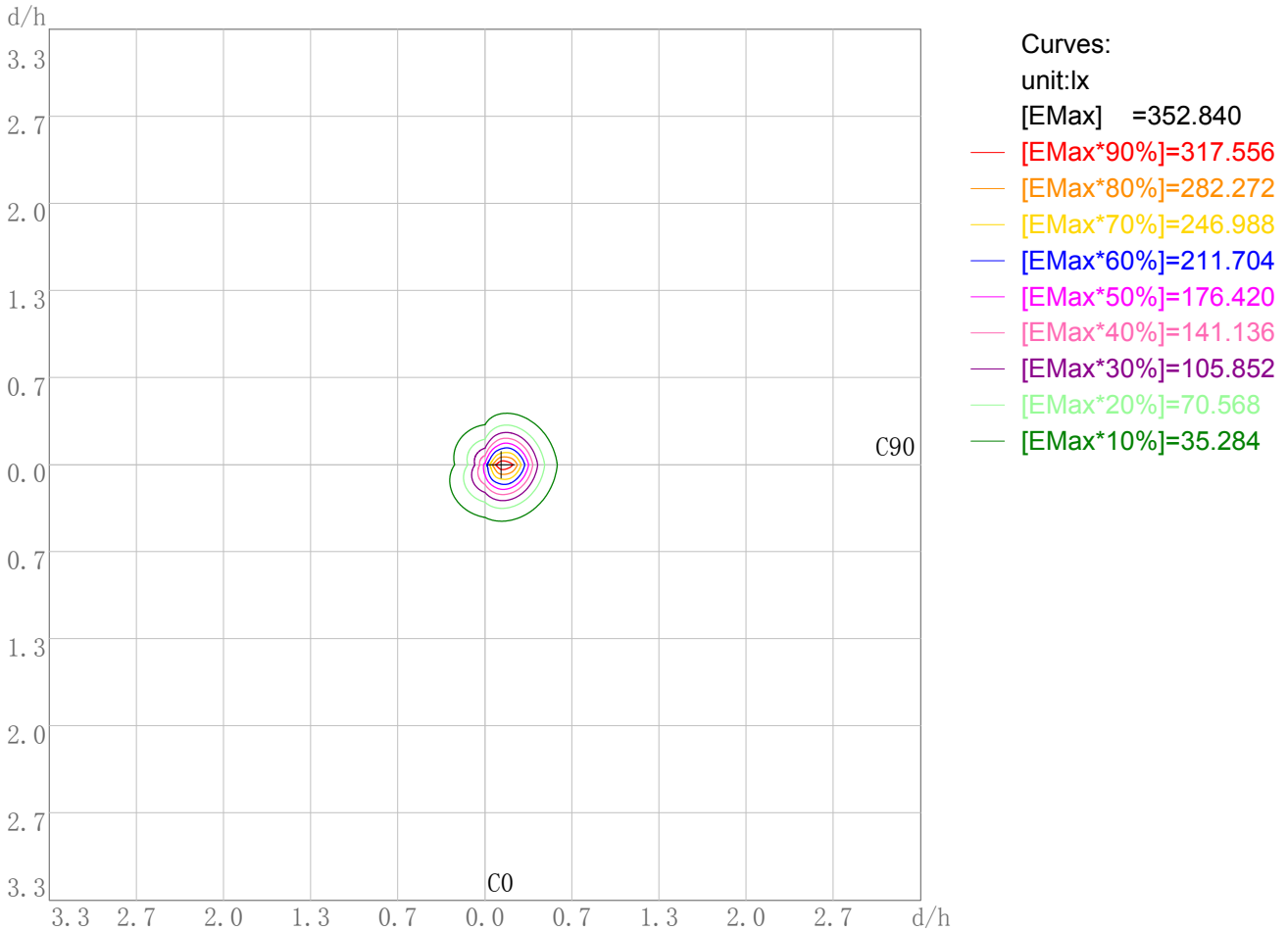
IES Indoor Report

Photometric Filename:SD02-09-XX-05 2700K RA80 15D.IES

Plane ISO-Illuminance Diagram

Lum. Name: SD02-09-XX-05 2700K RA80 15D	Lum. Catalog: LED	Test ID: 01
Lamp Name:	Lamp Catalog: LED	Test Lab: Quality Department
Manufacture: Shenzhen Norming Lighting Co.Ltd	Test Machine:GON-2000	Test Date: 2021/04/01

Plane ISO-Illuminance Curve



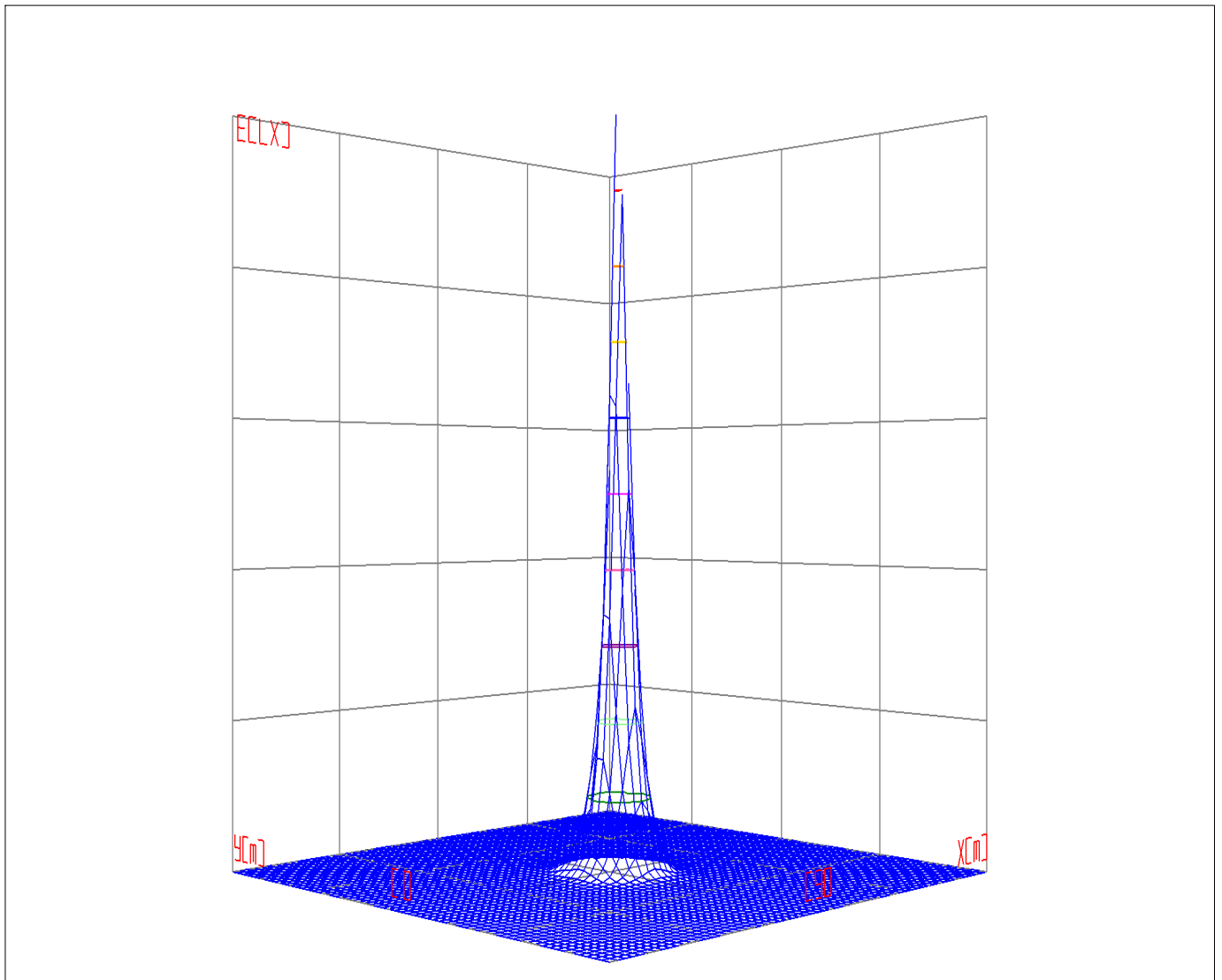
IES Indoor Report

Photometric Filename:SD02-09-XX-05 2700K RA80 15D.IES

3D Plane ISO Illuminance Diagram

Lum. Name: SD02-09-XX-05 2700K RA80 15D	Lum. Catalog:	Test ID: 01
Lamp Name:	Lamp Catalog: LED	Test Lab: Quality Department
Manufacture: Shenzhen Norming Lighting Co.Ltd	Test Machine:GON-2000	Test Date: 2021/04/01

3D Plane Illuminance Modal



Curves: 3D Model — 90% — 80% — 70% — 60% — 50% — 40% — 30% — 20% — 10% —
View Angles(deg): 0 Height(m): 3.0 Distance(m): 10.0

IES Indoor Report

Photometric Filename:SD02-09-XX-05 2700K RA80 15D.IES

Space ISO Illuminance Diagram

Lum. Name: SD02-09-XX-05 2700K RA80 15D	Lum. Catalog: LED	Test ID: 01
Lamp Name:	Lamp Catalog: LED	Test Lab: Quality Department
Manufacture: Shenzhen Norming Lighting Co.Ltd	Test Machine:GON-2000	Test Date: 2021/04/01

Space ISO Illuminance Curve



Curves:

[Unit: lx]

[EMax] =1656.515

— [EMax*90%]=1490.864

— [EMax*80%]=1325.212

— [EMax*70%]=1159.561

— [EMax*60%]=993.909

— [EMax*50%]=828.258

— [EMax*40%]=662.606

— [EMax*30%]=496.955

— [EMax*20%]=331.303

— [EMax*10%]=165.652

Space Plane Maximum Illuminance and @Angle:1656.52lx,0.0deg
Plane Maximum Lighting Intensity and @Angle:1656.515cd,0deg

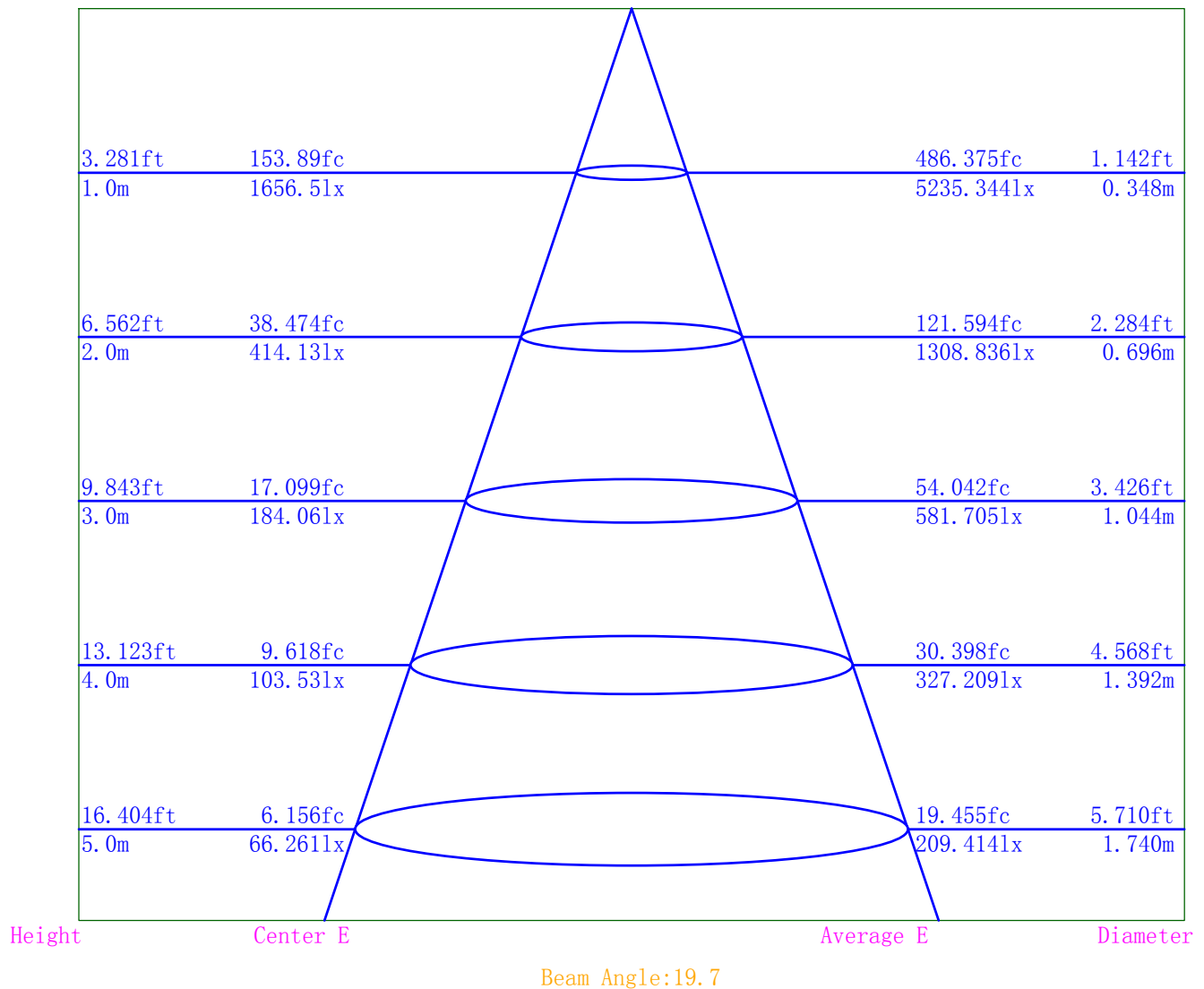
IES Indoor Report

Photometric Filename:SD02-09-XX-05 2700K RA80 15D.IES

Illuminance-Distance Diagram

Lum. Name: SD02-09-XX-05 2700K RA80 15D	Lum. Catalog:	Test ID: 01
Lamp Name:	Lamp Catalog: LED	Test Lab: Quality Department
Manufacture: Shenzhen Norming Lighting Co.Ltd	Test Machine:GON-2000	Test Date: 2021/04/01

Illuminance-Distance Curve



Indoor Luminance Limiting Curves

Lum. Name: SD02-09-XX-05 2700K RA80 15D	Lum. Catalog:	Test ID: 01
Lamp Name:	Lamp Catalog: LED	Test Lab: Quality Department
Manufacture: Shenzhen Norming Lighting Co.Ltd	Test Machine:GON-2000	Test Date: 2021/04/01

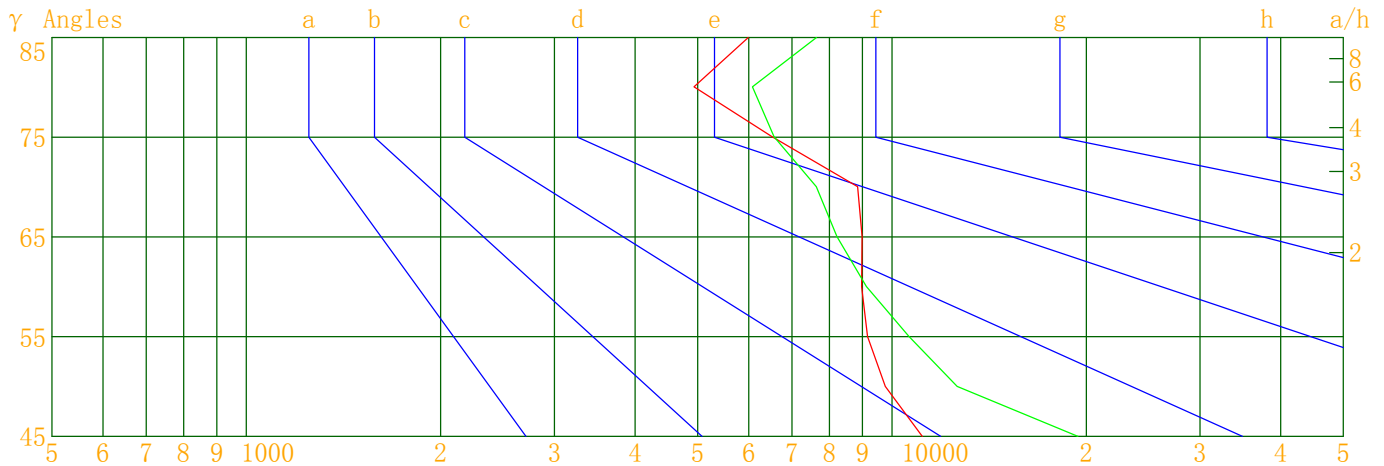
Glare Grade Table

GI	Quality	Using Illuminance							
		a	b	c	d	e	f	g	h
1.15	A	2000	1000	500	<=300				
1.5	B		2000	1000	500	<=300			
1.85	C			2000	1000	500	<=300		
2.2	D				2000	1000	500	<=300	
2.55	E	a				2000	1000	500	<=300
			b	c	d	e	f	g	h

Luminance Table

Gama (deg)	45	50	55	60	65	70	75	80	85
C0	11142	9765	9166	8974	8988	8847	6523	4936	5990
C90	19404	12616	10625	9128	8219	7635	6568	6080	7637

Luminance Limiting Curve



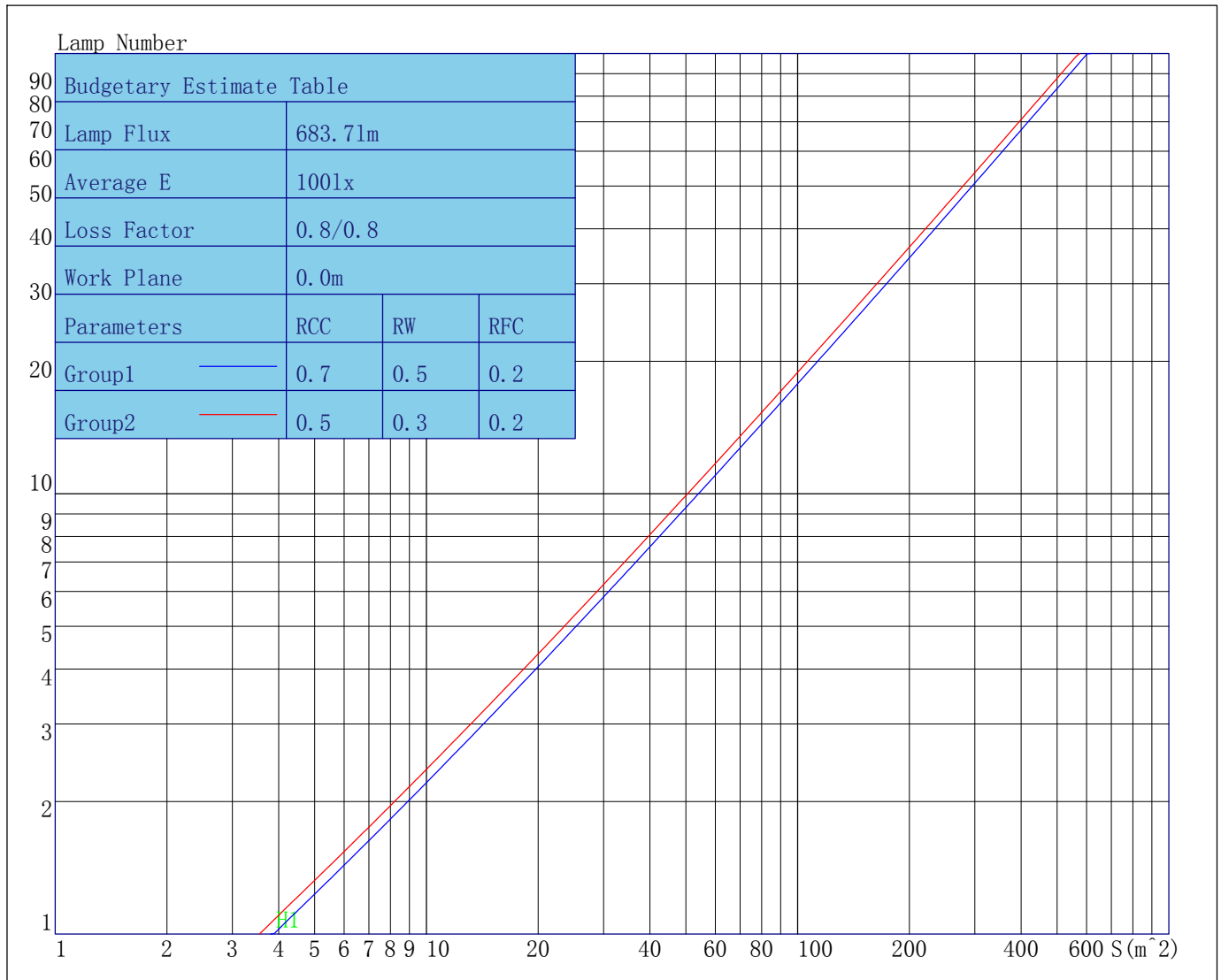
Luminous Size: Length(m)=0.000 Width(m)=-0.050 Height(m)=0.000 Area(m^2)=0.001963
 Luminous Type: Without Luminous Side
 Luminous Curves: C0-C180 Color: ——— C90-C270 Color: ———

IES Indoor Report

Photometric Filename:SD02-09-XX-05 2700K RA80 15D.IES

Indoor Budgetary Estimate Table

Lum. Name: SD02-09-XX-05 2700K RA80 15D	Lum. Catalog:	Test ID: 01
Lamp Name:	Lamp Catalog: LED	Test Lab: Quality Department
Manufacture: Shenzhen Norming Lighting Co.Ltd	Test Machine:GON-2000	Test Date: 2021/04/01



Parameters1: Rhocc = 0.7 Rhow = 0.5 Rhofc = 0.2 LLF = 0.8
 Parameters2: Rhocc = 0.5 Rhow = 0.3 Rhofc = 0.2 LLF = 0.8
 Average Illuminance(lx): 100 Cavity Height: H1(m) = 2

IES Indoor Report

Photometric Filename:SD02-09-XX-05 2700K RA80 15D.IES

Indoor Coefficient of Utilization Table

Lum. Name: SD02-09-XX-05 2700K RA80 15D	Lum. Catalog:	Test ID: 01
Lamp Name:	Lamp Catalog: LED	Test Lab: Quality Department
Manufacture: Shenzhen Norming Lighting Co.Ltd	Test Machine:GON-2000	Test Date: 2021/04/01

Coefficients of Utilization - Zonal Cavity Method																		
Coef.	Effective Floor Cavity Reflectance RFC=0.20																	
RhoCC (%)	80				70				50			30			10			0
RhoW (%)	70	50	30	10	70	50	30	10	50	30	10	50	30	10	50	30	10	0
RCR	Coefficient of Utilization(%)																	
0	119	119	119	119	116	116	116	116	111	111	111	106	106	106	101	101	101	99
1	114	111	109	107	111	109	107	105	105	103	102	101	100	99	98	97	96	94
2	109	105	101	98	107	103	100	97	100	97	95	97	95	93	94	92	91	89
3	105	99	95	91	103	98	94	91	95	92	89	93	90	88	90	88	86	85
4	101	94	89	86	99	93	89	85	91	87	84	89	86	83	87	84	82	81
5	97	90	85	81	95	89	84	80	87	83	80	85	82	79	84	81	78	77
6	93	85	80	77	92	85	80	76	83	79	76	82	78	75	80	77	75	74
7	89	82	77	73	88	81	76	73	80	76	72	79	75	72	78	74	72	70
8	86	78	73	70	85	78	73	70	77	72	69	76	72	69	75	71	69	68
9	83	75	70	67	82	75	70	67	74	70	67	73	69	66	72	69	66	65
10	80	72	67	64	79	72	67	64	71	67	64	70	67	64	70	66	64	63

IES Indoor Report

Photometric Filename:SD02-09-XX-05 2700K RA80 15D.IES

Unified Glare Rating Table

Lum. Name: SD02-09-XX-05 2700K RA80 15D	Lum. Catalog:	Test ID: 01
Lamp Name:	Lamp Catalog: LED	Test Lab: Quality Department
Manufacture: Shenzhen Norming Lighting Co.Ltd	Test Machine:GON-2000	Test Date: 2021/04/01

Unified Glare Rating Table

Ceiling RCC	0.70	0.70	0.50	0.50	0.30	0.70	0.70	0.50	0.50	0.30
Wall RW	0.50	0.30	0.50	0.30	0.30	0.50	0.30	0.50	0.30	0.30
Floor RFC	0.20	0.20	0.20	0.20	0.20	0.20	0.20	0.20	0.20	0.20
Room Size	Viewed crosswise					Viewed endwise				
X=2H Y=2H	15.2	15.8	15.6	16.1	16.4	20.2	20.8	20.6	21.1	21.5
Y=3H	16.1	16.6	16.5	16.9	17.3	20.3	20.7	20.7	21.1	21.5
Y=4H	16.4	16.8	16.8	17.1	17.6	20.3	20.6	20.7	21.0	21.4
Y=6H	16.5	16.8	16.9	17.2	17.6	20.3	20.5	20.7	20.9	21.4
Y=8H	16.5	16.8	17.0	17.2	17.6	20.2	20.5	20.7	20.9	21.3
Y=12H	16.5	16.8	17.0	17.2	17.6	20.2	20.4	20.7	20.8	21.3
X=4H Y=2H	15.5	15.8	15.9	16.2	16.6	20.1	20.4	20.5	20.8	21.2
Y=3H	16.6	16.8	17.0	17.2	17.7	20.2	20.4	20.6	20.8	21.2
Y=4H	17.0	17.1	17.4	17.5	18.0	20.2	20.4	20.7	20.8	21.3
Y=6H	17.1	17.2	17.6	17.7	18.2	20.3	20.3	20.8	20.8	21.3
Y=8H	17.2	17.2	17.7	17.7	18.2	20.3	20.3	20.8	20.7	21.2
Y=12H	17.2	17.2	17.7	17.7	18.2	20.2	20.2	20.8	20.7	21.2
X=8H Y=4H	17.0	17.0	17.5	17.5	18.0	20.1	20.1	20.6	20.6	21.1
Y=6H	17.3	17.2	17.8	17.7	18.2	20.2	20.1	20.8	20.7	21.1
Y=8H	17.4	17.2	18.0	17.8	18.3	20.2	20.1	20.8	20.7	21.2
Y=12H	17.5	17.3	18.1	17.9	18.5	20.3	20.2	20.9	20.7	21.3
X=12H Y=4H	16.9	16.9	17.5	17.4	17.9	20.0	20.0	20.6	20.5	21.0
Y=6H	17.2	17.1	17.8	17.6	18.2	20.1	20.0	20.7	20.5	21.1
Y=8H	17.4	17.2	17.9	17.7	18.4	20.2	20.1	20.8	20.6	21.2
Variations with the observer position at spacings										
S=1.0H	0.5/-0.5					0.4/-0.4				
S=1.5H	1.2/-1.3					0.8/-0.8				
S=2.0H	1.4/-2.0					1.1/-1.3				
Reduced UGR Table:										
Nordic Standard Table:	BKO					BKO				
Correction Value	1.7					0.6				

to the CIE Pub.117, data has been corrected, refers to the lamp's lumens 8.2flm.

IES Indoor Report

Photometric Filename:SD02-09-XX-05 2700K RA80 15D.IES

Candela Tabulation

V/H	C0.0	C90.0	C180.0	C270.0
γ 0.0	1656.52	1656.52	1656.52	1656.52
γ 1.0	1547.13	2000.23	1646.53	1528.89
γ 2.0	1471.72	2254.66	1661.78	1329.88
γ 3.0	1382.20	2514.10	1649.59	1159.16
γ 4.0	1286.14	2753.23	1622.98	1015.68
γ 5.0	1188.09	2958.03	1578.81	892.78
γ 6.0	1091.23	3137.81	1517.90	786.35
γ 7.0	998.51	3247.64	1446.32	692.85
γ 8.0	911.08	3265.86	1365.98	612.00
γ 9.0	828.32	3240.25	1279.82	541.76
γ 10.0	750.94	3192.50	1191.72	481.64
γ 11.0	677.24	3138.90	1102.97	429.86
γ 12.0	611.25	3062.41	1014.67	385.28
γ 13.0	549.84	2936.31	931.21	346.29
γ 14.0	495.02	2757.54	851.06	312.62
γ 15.0	446.22	2565.03	778.98	282.08
γ 16.0	402.87	2364.12	711.52	254.77
γ 17.0	365.57	2157.62	649.39	229.92
γ 18.0	332.33	1949.04	590.11	207.16
γ 19.0	303.36	1745.60	534.96	186.68
γ 20.0	276.21	1544.23	483.89	167.62
γ 21.0	251.45	1352.80	437.46	150.53
γ 22.0	228.70	1181.75	394.83	134.97
γ 23.0	207.60	1031.58	357.34	121.07
γ 24.0	187.62	902.19	323.77	108.79
γ 25.0	169.51	788.39	293.19	97.72
γ 26.0	153.02	689.52	264.46	87.32
γ 27.0	137.28	604.30	238.13	77.79
γ 28.0	122.86	531.26	214.62	69.60
γ 29.0	110.16	468.68	193.56	62.88
γ 30.0	99.07	416.02	174.24	57.04
γ 31.0	89.32	371.04	156.20	51.83
γ 32.0	80.74	332.46	137.25	47.02
γ 33.0	72.56	297.23	112.96	40.79
γ 34.0	61.49	259.51	86.85	33.16
γ 35.0	47.75	216.07	63.78	27.67
γ 36.0	37.04	169.90	46.42	24.09
γ 37.0	30.69	126.79	34.67	21.56
γ 38.0	26.65	91.63	26.53	19.80
γ 39.0	23.91	67.48	21.86	18.48
γ 40.0	21.91	51.64	19.19	17.43
γ 41.0	20.41	42.56	17.36	16.54
γ 42.0	19.10	37.19	15.86	15.44
γ 43.0	17.86	33.29	14.50	14.26
γ 44.0	16.54	29.99	13.15	13.59
γ 45.0	15.47	26.94	12.05	13.07
γ 46.0	14.61	23.61	11.32	12.68

IES Indoor Report

Photometric Filename:SD02-09-XX-05 2700K RA80 15D.IES

Candela Tabulation - (Cont.)

V/H	C0.0	C90.0	C180.0	C270.0
γ 47.0	13.93	20.37	10.89	12.33
γ 48.0	13.31	18.21	10.51	12.04
γ 49.0	12.81	16.94	10.20	11.74
γ 50.0	12.32	15.92	9.92	11.49
γ 51.0	11.90	14.98	9.65	11.20
γ 52.0	11.50	14.17	9.36	10.93
γ 53.0	11.10	13.40	9.07	10.66
γ 54.0	10.69	12.68	8.75	10.45
γ 55.0	10.32	11.97	8.49	10.25
γ 56.0	9.99	11.29	8.24	10.05
γ 57.0	9.68	10.65	8.02	9.85
γ 58.0	9.39	9.99	7.80	9.64
γ 59.0	9.11	9.45	7.59	9.44
γ 60.0	8.81	8.96	7.38	9.23
γ 61.0	8.54	8.49	7.18	9.02
γ 62.0	8.28	8.05	6.93	8.80
γ 63.0	8.00	7.62	6.68	8.59
γ 64.0	7.72	7.21	6.45	8.38
γ 65.0	7.46	6.82	6.19	8.18
γ 66.0	7.20	6.47	5.94	7.97
γ 67.0	6.92	6.12	5.70	7.74
γ 68.0	6.64	5.78	5.41	7.47
γ 69.0	6.31	5.46	5.12	7.15
γ 70.0	5.94	5.13	4.80	6.75
γ 71.0	5.50	4.78	4.44	6.21
γ 72.0	4.91	4.40	4.01	5.45
γ 73.0	4.33	4.02	3.59	4.71
γ 74.0	3.79	3.67	3.20	4.03
γ 75.0	3.32	3.34	2.86	3.43
γ 76.0	2.90	3.04	2.54	2.91
γ 77.0	2.51	2.75	2.26	2.44
γ 78.0	2.18	2.50	2.01	2.04
γ 79.0	1.91	2.28	1.79	1.71
γ 80.0	1.68	2.07	1.59	1.43
γ 81.0	1.50	1.89	1.42	1.23
γ 82.0	1.34	1.73	1.27	1.06
γ 83.0	1.22	1.58	1.15	0.92
γ 84.0	1.11	1.43	1.03	0.82
γ 85.0	1.02	1.31	0.92	0.71
γ 86.0	0.93	1.19	0.82	0.63
γ 87.0	0.85	1.09	0.73	0.54
γ 88.0	0.79	0.99	0.65	0.47
γ 89.0	0.70	0.89	0.57	0.40
γ 90.0	0.65	0.81	0.51	0.34
γ 91.0	0.59	0.74	0.44	0.30
γ 92.0	0.53	0.67	0.39	0.25
γ 93.0	0.48	0.60	0.33	0.20

IES Indoor Report

Photometric Filename:SD02-09-XX-05 2700K RA80 15D.IES

Candela Tabulation - (Cont.)

V/H	C0.0	C90.0	C180.0	C270.0
γ 94.0	0.43	0.55	0.27	0.16
γ 95.0	0.39	0.48	0.23	0.12
γ 96.0	0.34	0.42	0.18	0.09
γ 97.0	0.29	0.37	0.13	0.06
γ 98.0	0.25	0.31	0.09	0.03
γ 99.0	0.20	0.27	0.04	0.01
γ 100.0	0.17	0.22	0.00	0.00
γ 101.0	0.13	0.18	0.00	0.00
γ 102.0	0.09	0.14	0.00	0.00
γ 103.0	0.06	0.10	0.00	0.00
γ 104.0	0.01	0.06	0.00	0.00
γ 105.0	0.00	0.02	0.00	0.00
γ 106.0	0.00	0.00	0.00	0.00
γ 107.0	0.00	0.00	0.00	0.00
γ 108.0	0.00	0.00	0.00	0.00
γ 109.0	0.00	0.00	0.00	0.00
γ 110.0	0.00	0.00	0.00	0.00
γ 111.0	0.00	0.00	0.00	0.00
γ 112.0	0.00	0.00	0.00	0.00
γ 113.0	0.00	0.00	0.00	0.00
γ 114.0	0.00	0.00	0.00	0.00
γ 115.0	0.00	0.00	0.00	0.03
γ 116.0	0.00	0.00	0.00	0.07
γ 117.0	0.00	0.00	0.00	0.11
γ 118.0	0.00	0.00	0.00	0.16
γ 119.0	0.00	0.00	0.00	0.20
γ 120.0	0.00	0.00	0.00	0.27
γ 121.0	0.00	0.00	0.00	0.33
γ 122.0	0.00	0.00	0.00	0.41
γ 123.0	0.00	0.00	0.00	0.49
γ 124.0	0.00	0.00	0.00	0.59
γ 125.0	0.00	0.00	0.00	0.71
γ 126.0	0.05	0.00	0.00	0.83
γ 127.0	0.11	0.00	0.00	0.96
γ 128.0	0.19	0.00	0.00	1.08
γ 129.0	0.27	0.00	0.00	1.22
γ 130.0	0.35	0.00	0.00	1.37
γ 131.0	0.44	0.00	0.06	1.53
γ 132.0	0.55	0.00	0.11	1.69
γ 133.0	0.66	0.00	0.18	1.85
γ 134.0	0.78	0.00	0.26	2.01
γ 135.0	0.89	0.00	0.34	2.18
γ 136.0	1.03	0.00	0.44	2.33
γ 137.0	1.17	0.00	0.53	2.48
γ 138.0	1.30	0.00	0.65	2.63
γ 139.0	1.46	0.05	0.75	2.77
γ 140.0	1.62	0.13	0.89	2.90

IES Indoor Report

Photometric Filename:SD02-09-XX-05 2700K RA80 15D.IES

Candela Tabulation - (Cont.)

V/H	C0.0	C90.0	C180.0	C270.0
γ 141.0	1.76	0.21	1.03	3.03
γ 142.0	1.92	0.31	1.17	3.14
γ 143.0	2.08	0.40	1.32	3.24
γ 144.0	2.23	0.52	1.47	3.33
γ 145.0	2.38	0.64	1.63	3.40
γ 146.0	2.53	0.77	1.80	3.46
γ 147.0	2.66	0.91	1.97	3.52
γ 148.0	2.80	1.06	2.13	3.57
γ 149.0	2.91	1.21	2.28	3.60
γ 150.0	3.02	1.36	2.43	3.64
γ 151.0	3.11	1.52	2.59	3.67
γ 152.0	3.20	1.69	2.73	3.69
γ 153.0	3.28	1.85	2.85	3.70
γ 154.0	3.35	2.02	2.97	3.71
γ 155.0	3.42	2.18	3.09	3.71
γ 156.0	3.47	2.34	3.20	3.73
γ 157.0	3.51	2.48	3.30	3.73
γ 158.0	3.57	2.63	3.38	3.73
γ 159.0	3.62	2.76	3.46	3.73
γ 160.0	3.65	2.87	3.53	3.71
γ 161.0	3.69	2.98	3.59	3.71
γ 162.0	3.71	3.10	3.65	3.69
γ 163.0	3.75	3.18	3.70	3.67
γ 164.0	3.76	3.27	3.75	3.65
γ 165.0	3.78	3.34	3.80	3.62
γ 166.0	3.81	3.41	3.83	3.62
γ 167.0	3.82	3.47	3.87	3.59
γ 168.0	3.83	3.53	3.90	3.56
γ 169.0	3.84	3.58	3.91	3.56
γ 170.0	3.84	3.64	3.94	3.54
γ 171.0	3.84	3.68	3.95	3.53
γ 172.0	3.85	3.73	3.95	3.56
γ 173.0	3.84	3.76	3.95	3.58
γ 174.0	3.84	3.80	3.96	3.63
γ 175.0	3.85	3.81	3.95	3.67
γ 176.0	3.84	3.85	3.95	3.72
γ 177.0	3.85	3.87	3.93	3.78
γ 178.0	3.85	3.87	3.93	3.84
γ 179.0	3.87	3.88	3.91	3.88
γ 180.0	3.89	3.89	3.89	3.89
