

IES Indoor Report

Photometric Filename:PD01-06-XX-05 3000K RA80 36D.IES

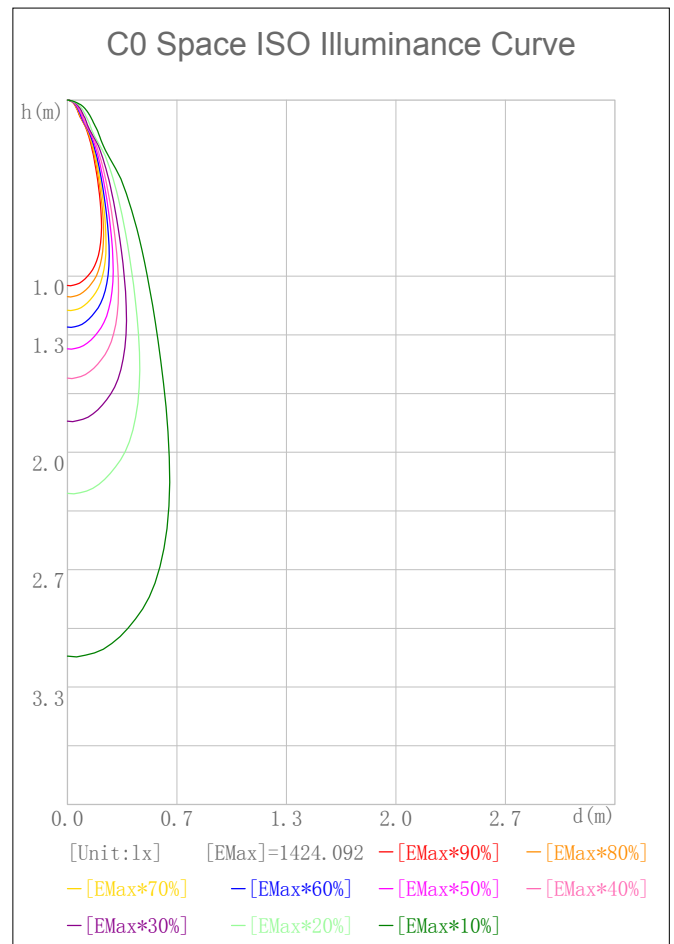
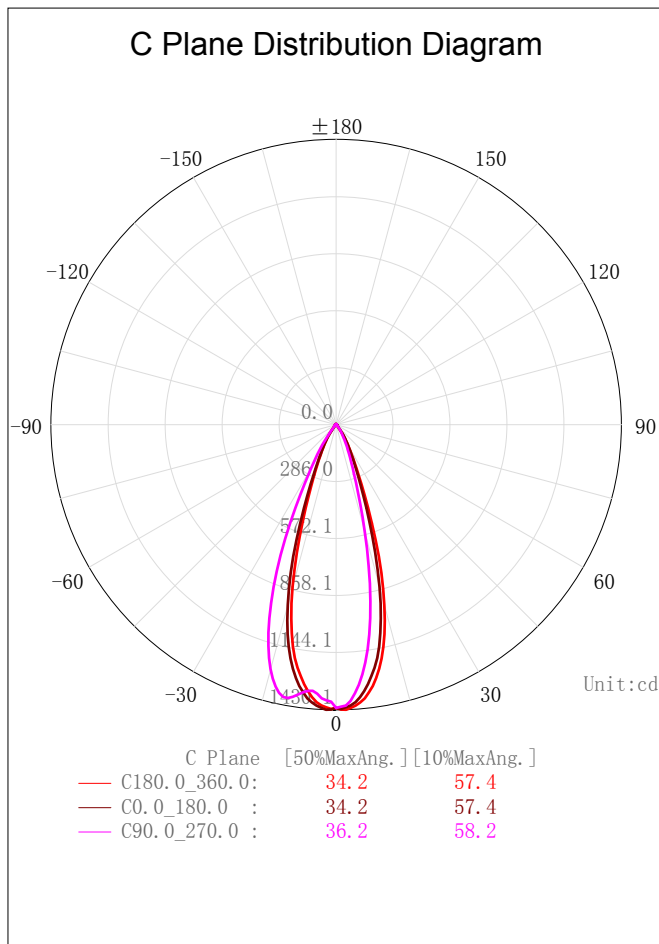
Indoor Luminaire Photometric Data

Description Information

Luminary Name:PD01-06-XX-05 3000K RA80 36D		Lum. Catalog:	Test ID: 01
Lamp Name:		Lamp Catalog: LED	Test Date: 2021/03/11
Manufacture: Shenzhen Norming Lighting Co.Ltd		Shld.Ang(°):	Test Machine:GON-2000
Test Lab: Quality Department	Frequency(Hz):		Lamp CCT(K): Ra:
Lum. Size(W*L*H):0.050m*0.000m*0.000m		Lum. Area(m2):0.002	Lum. W(kg): 0.000
Test System: C, γ	Test Step: C=90.0 γ=1.0	Temp.(°C): 25	Humidity(%):

Character Parameter

Lamp Speciality Parameter	Luminaire Speciality Parameter	
Rated Flux(lm): 567.650	Luminary Flux(lm): 567.648	Field Angle(10%Imax): 57.4(°)
Rated Power(W):	Luminary Efficiency: 100.00%	Down Lumens&Percent: 565.220lm 99.57%
Rated Voltage(V):	Luminary EER(lm/W): 97.200	Up Lumens&Percent: 2.428lm 0.43%
Tested Power(W): 5.840	Max. Candela(cd): 1430.132	S/MH: C0_a180=0.577 C90_270=0.607
Lamps' Inside: 1	Max Cand@Ang.(°): C=180.0 γ=2.0	CIE Type: Semi-Direct
Tested Electrics(V, A, pf):240.3, 0.027, 0.872	Beam Angle(50%Imax): 34.2(°)	ErP φ use(90°): 515.843lm
Lamp Size(W*L*H):0.050m*0.000m*0.000m	Left=-16.5°, Right=17.8°	IRF(%): 540.459



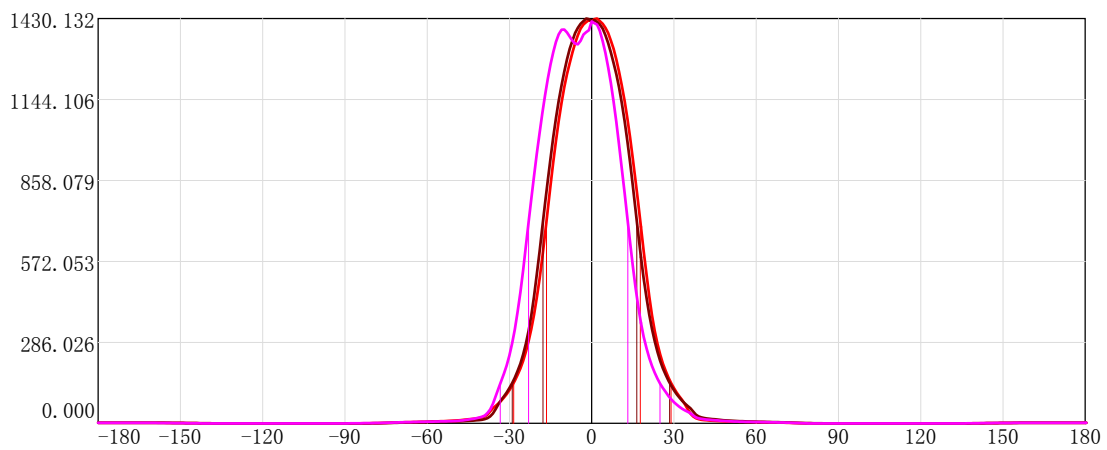
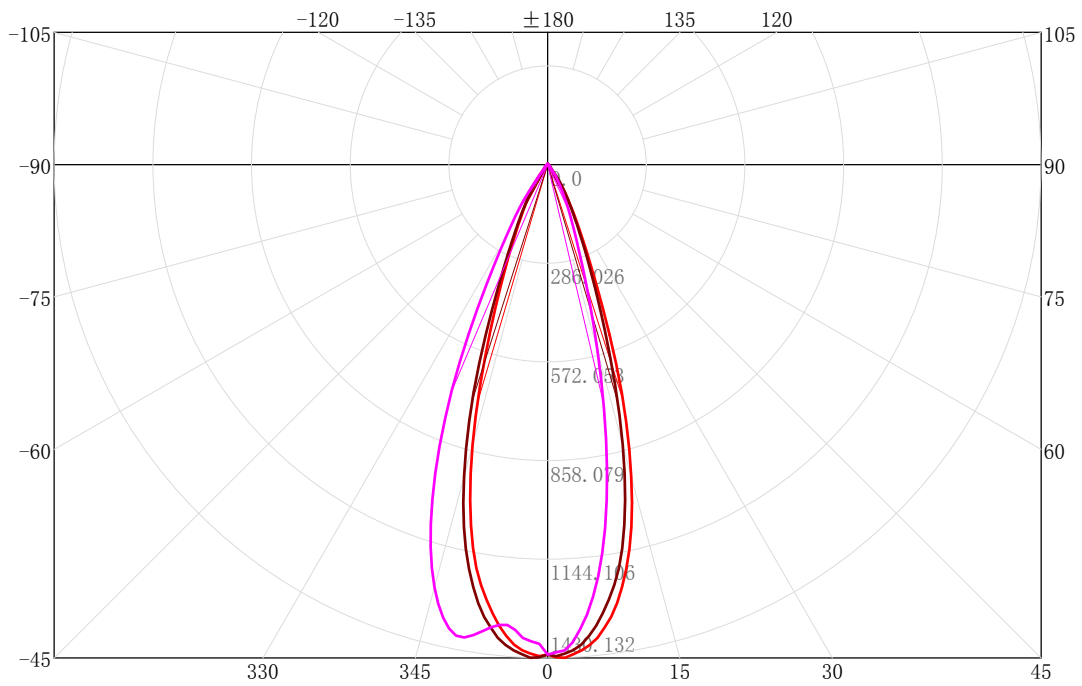
IES Indoor Report

Photometric Filename:PD01-06-XX-05 3000K RA80 36D.IES

2D Plane Light Intensity Distribution Curve

Lum. Name: PD01-06-XX-05 3000K RA80 36D	Lum. Catalog:	Test ID: 01
Lamp Name:	Lamp Catalog: LED	Test Lab: Quality Department
Manufacture: Shenzhen Norming Lighting Co.Ltd	Test Machine:GON-2000	Test Date: 2021/03/11

C Plane Distribution Diagram



C Plane	[50%MaxAng.]	[10%MaxAng.]
— C180.0_360.0 :	34.2	57.4
— C0.0_180.0 :	34.2	57.4
— C90.0_270.0 :	36.2	58.2

Unit:cd

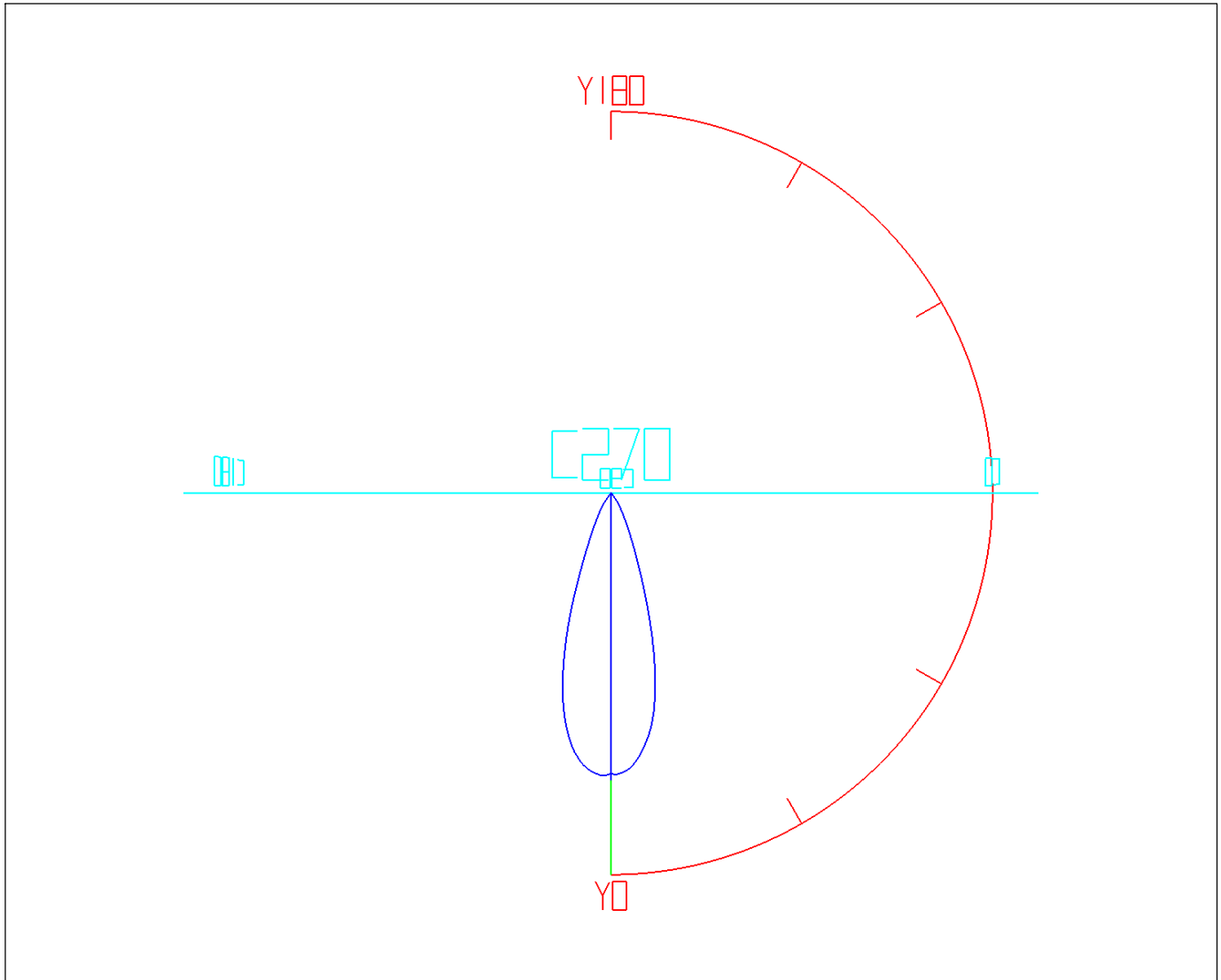
IES Indoor Report

Photometric Filename:PD01-06-XX-05 3000K RA80 36D.IES

3D Light Intensity Distribution Modal

Lum. Name: PD01-06-XX-05 3000K RA80 36D	Lum. Catalog:	Test ID: 01
Lamp Name:	Lamp Catalog: LED	Test Lab: Quality Department
Manufacture: Shenzhen Norming Lighting Co.Ltd	Test Machine:GON-2000	Test Date: 2021/03/11

3D Light Intensity Distribution Modal



Curves: 3D Model ——— Fixture ——— Vert. HUD ——— Hori. HUD ———
View Angles: Orient:0 Tilt:0 Roll:0 Spin:0

IES Indoor Report

Photometric Filename:PD01-06-XX-05 3000K RA80 36D.IES

Zonal Flux Tabulation

Zone(γ)	Zone Flux (lm)	Sums Flux (lm)	Zone%Lamp	Sums%Lamp	Zone(γ)	Zone Flux (lm)	Sums Flux (lm)	Zone%Lamp	Sums%Lamp
0.0-1.0	1.36	1.36	0.24	0.24	47.0-48.0	0.79	551.12	0.14	97.09
1.0-2.0	4.05	5.41	0.71	0.95	48.0-49.0	0.75	551.86	0.13	97.22
2.0-3.0	6.71	12.12	1.18	2.14	49.0-50.0	0.71	552.57	0.13	97.34
3.0-4.0	9.29	21.41	1.64	3.77	50.0-51.0	0.68	553.26	0.12	97.46
4.0-5.0	11.75	33.16	2.07	5.84	51.0-52.0	0.66	553.92	0.12	97.58
5.0-6.0	14.11	47.27	2.49	8.33	52.0-53.0	0.64	554.56	0.11	97.69
6.0-7.0	16.35	63.62	2.88	11.21	53.0-54.0	0.63	555.18	0.11	97.80
7.0-8.0	18.46	82.08	3.25	14.46	54.0-55.0	0.61	555.79	0.11	97.91
8.0-9.0	20.39	102.47	3.59	18.05	55.0-56.0	0.59	556.38	0.10	98.02
9.0-10.0	22.11	124.58	3.90	21.95	56.0-57.0	0.57	556.96	0.10	98.12
10.0-11.0	23.55	148.13	4.15	26.10	57.0-58.0	0.56	557.52	0.10	98.21
11.0-12.0	24.64	172.76	4.34	30.44	58.0-59.0	0.54	558.06	0.10	98.31
12.0-13.0	25.35	198.12	4.47	34.90	59.0-60.0	0.53	558.59	0.09	98.40
13.0-14.0	25.71	223.83	4.53	39.43	60.0-61.0	0.51	559.10	0.09	98.49
14.0-15.0	25.69	249.52	4.53	43.96	61.0-62.0	0.50	559.60	0.09	98.58
15.0-16.0	25.32	274.84	4.46	48.42	62.0-63.0	0.48	560.08	0.08	98.67
16.0-17.0	24.65	299.49	4.34	52.76	63.0-64.0	0.47	560.55	0.08	98.75
17.0-18.0	23.71	323.20	4.18	56.94	64.0-65.0	0.45	561.00	0.08	98.83
18.0-19.0	22.55	345.75	3.97	60.91	65.0-66.0	0.43	561.43	0.08	98.90
19.0-20.0	21.22	366.97	3.74	64.65	66.0-67.0	0.42	561.85	0.07	98.98
20.0-21.0	19.79	386.76	3.49	68.13	67.0-68.0	0.40	562.24	0.07	99.05
21.0-22.0	18.32	405.08	3.23	71.36	68.0-69.0	0.38	562.62	0.07	99.11
22.0-23.0	16.88	421.96	2.97	74.33	69.0-70.0	0.36	562.98	0.06	99.18
23.0-24.0	15.44	437.40	2.72	77.05	70.0-71.0	0.33	563.31	0.06	99.24
24.0-25.0	14.01	451.41	2.47	79.52	71.0-72.0	0.31	563.62	0.05	99.29
25.0-26.0	12.63	464.04	2.22	81.75	72.0-73.0	0.27	563.89	0.05	99.34
26.0-27.0	11.33	475.37	2.00	83.74	73.0-74.0	0.24	564.13	0.04	99.38
27.0-28.0	10.13	485.50	1.78	85.53	74.0-75.0	0.21	564.34	0.04	99.42
28.0-29.0	9.05	494.55	1.59	87.12	75.0-76.0	0.17	564.51	0.03	99.45
29.0-30.0	8.09	502.64	1.43	88.55	76.0-77.0	0.15	564.66	0.03	99.47
30.0-31.0	7.24	509.88	1.28	89.82	77.0-78.0	0.12	564.78	0.02	99.49
31.0-32.0	6.48	516.37	1.14	90.97	78.0-79.0	0.10	564.87	0.02	99.51
32.0-33.0	5.80	522.16	1.02	91.99	79.0-80.0	0.08	564.95	0.01	99.52
33.0-34.0	5.10	527.27	0.90	92.89	80.0-81.0	0.06	565.01	0.01	99.54
34.0-35.0	4.34	531.60	0.76	93.65	81.0-82.0	0.05	565.06	0.01	99.54
35.0-36.0	3.53	535.13	0.62	94.27	82.0-83.0	0.04	565.10	0.01	99.55
36.0-37.0	2.77	537.90	0.49	94.76	83.0-84.0	0.03	565.13	0.01	99.56
37.0-38.0	2.11	540.01	0.37	95.13	84.0-85.0	0.03	565.16	0.00	99.56
38.0-39.0	1.66	541.67	0.29	95.42	85.0-86.0	0.02	565.18	0.00	99.56
39.0-40.0	1.40	543.07	0.25	95.67	86.0-87.0	0.02	565.20	0.00	99.57
40.0-41.0	1.26	544.34	0.22	95.89	87.0-88.0	0.01	565.21	0.00	99.57
41.0-42.0	1.16	545.50	0.20	96.10	88.0-89.0	0.01	565.22	0.00	99.57
42.0-43.0	1.08	546.58	0.19	96.29	89.0-90.0	0.01	565.22	0.00	99.57
43.0-44.0	1.02	547.60	0.18	96.47	90.0-91.0	0.00	565.22	0.00	99.57
44.0-45.0	0.96	548.56	0.17	96.64	91.0-92.0	0.00	565.22	0.00	99.57
45.0-46.0	0.91	549.47	0.16	96.80	92.0-93.0	0.00	565.22	0.00	99.57
46.0-47.0	0.85	550.32	0.15	96.95	93.0-94.0	0.00	565.22	0.00	99.57

IES Indoor Report

Photometric Filename:PD01-06-XX-05 3000K RA80 36D.IES

Zonal Flux Tabulation - (Cont.)

Zone(γ)	Zone Flux (lm)	Sums Flux (lm)	Zone%Lamp	Sums%Lamp	Zone(γ)	Zone Flux (lm)	Sums Flux (lm)	Zone%Lamp	Sums%Lamp
94.0-95.0	0.00	565.22	0.00	99.57	141.0-142.0	0.04	565.37	0.01	99.60
95.0-96.0	0.00	565.22	0.00	99.57	142.0-143.0	0.05	565.41	0.01	99.61
96.0-97.0	0.00	565.22	0.00	99.57	143.0-144.0	0.05	565.47	0.01	99.62
97.0-98.0	0.00	565.22	0.00	99.57	144.0-145.0	0.06	565.52	0.01	99.63
98.0-99.0	0.00	565.22	0.00	99.57	145.0-146.0	0.06	565.59	0.01	99.64
99.0-100.0	0.00	565.22	0.00	99.57	146.0-147.0	0.07	565.65	0.01	99.65
100.0-101.0	0.00	565.22	0.00	99.57	147.0-148.0	0.07	565.73	0.01	99.66
101.0-102.0	0.00	565.22	0.00	99.57	148.0-149.0	0.08	565.80	0.01	99.67
102.0-103.0	0.00	565.22	0.00	99.57	149.0-150.0	0.08	565.88	0.01	99.69
103.0-104.0	0.00	565.22	0.00	99.57	150.0-151.0	0.08	565.97	0.01	99.70
104.0-105.0	0.00	565.22	0.00	99.57	151.0-152.0	0.09	566.05	0.02	99.72
105.0-106.0	0.00	565.22	0.00	99.57	152.0-153.0	0.09	566.14	0.02	99.73
106.0-107.0	0.00	565.22	0.00	99.57	153.0-154.0	0.09	566.23	0.02	99.75
107.0-108.0	0.00	565.22	0.00	99.57	154.0-155.0	0.09	566.32	0.02	99.77
108.0-109.0	0.00	565.22	0.00	99.57	155.0-156.0	0.09	566.41	0.02	99.78
109.0-110.0	0.00	565.22	0.00	99.57	156.0-157.0	0.09	566.50	0.02	99.80
110.0-111.0	0.00	565.22	0.00	99.57	157.0-158.0	0.09	566.59	0.02	99.81
111.0-112.0	0.00	565.22	0.00	99.57	158.0-159.0	0.09	566.67	0.02	99.83
112.0-113.0	0.00	565.22	0.00	99.57	159.0-160.0	0.08	566.76	0.01	99.84
113.0-114.0	0.00	565.22	0.00	99.57	160.0-161.0	0.08	566.84	0.01	99.86
114.0-115.0	0.00	565.22	0.00	99.57	161.0-162.0	0.08	566.92	0.01	99.87
115.0-116.0	0.00	565.22	0.00	99.57	162.0-163.0	0.08	567.00	0.01	99.88
116.0-117.0	0.00	565.22	0.00	99.57	163.0-164.0	0.07	567.07	0.01	99.90
117.0-118.0	0.00	565.22	0.00	99.57	164.0-165.0	0.07	567.14	0.01	99.91
118.0-119.0	0.00	565.22	0.00	99.57	165.0-166.0	0.06	567.20	0.01	99.92
119.0-120.0	0.00	565.22	0.00	99.57	166.0-167.0	0.06	567.26	0.01	99.93
120.0-121.0	0.00	565.22	0.00	99.57	167.0-168.0	0.06	567.32	0.01	99.94
121.0-122.0	0.00	565.22	0.00	99.57	168.0-169.0	0.05	567.37	0.01	99.95
122.0-123.0	0.00	565.22	0.00	99.57	169.0-170.0	0.05	567.42	0.01	99.96
123.0-124.0	0.00	565.22	0.00	99.57	170.0-171.0	0.04	567.46	0.01	99.97
124.0-125.0	0.00	565.22	0.00	99.57	171.0-172.0	0.04	567.50	0.01	99.97
125.0-126.0	0.00	565.22	0.00	99.57	172.0-173.0	0.03	567.53	0.01	99.98
126.0-127.0	0.00	565.22	0.00	99.57	173.0-174.0	0.03	567.56	0.01	99.98
127.0-128.0	0.00	565.22	0.00	99.57	174.0-175.0	0.03	567.59	0.00	99.99
128.0-129.0	0.00	565.22	0.00	99.57	175.0-176.0	0.02	567.61	0.00	99.99
129.0-130.0	0.00	565.22	0.00	99.57	176.0-177.0	0.02	567.63	0.00	100.00
130.0-131.0	0.00	565.22	0.00	99.57	177.0-178.0	0.01	567.64	0.00	100.00
131.0-132.0	0.00	565.22	0.00	99.57	178.0-179.0	0.01	567.65	0.00	100.00
132.0-133.0	0.00	565.22	0.00	99.57	179.0-180.0	0.00	567.65	0.00	100.00
133.0-134.0	0.00	565.22	0.00	99.57					
134.0-135.0	0.00	565.23	0.00	99.57					
135.0-136.0	0.00	565.23	0.00	99.57					
136.0-137.0	0.01	565.24	0.00	99.57					
137.0-138.0	0.01	565.25	0.00	99.58					
138.0-139.0	0.02	565.27	0.00	99.58					
139.0-140.0	0.03	565.30	0.00	99.59					
140.0-141.0	0.03	565.33	0.01	99.59					

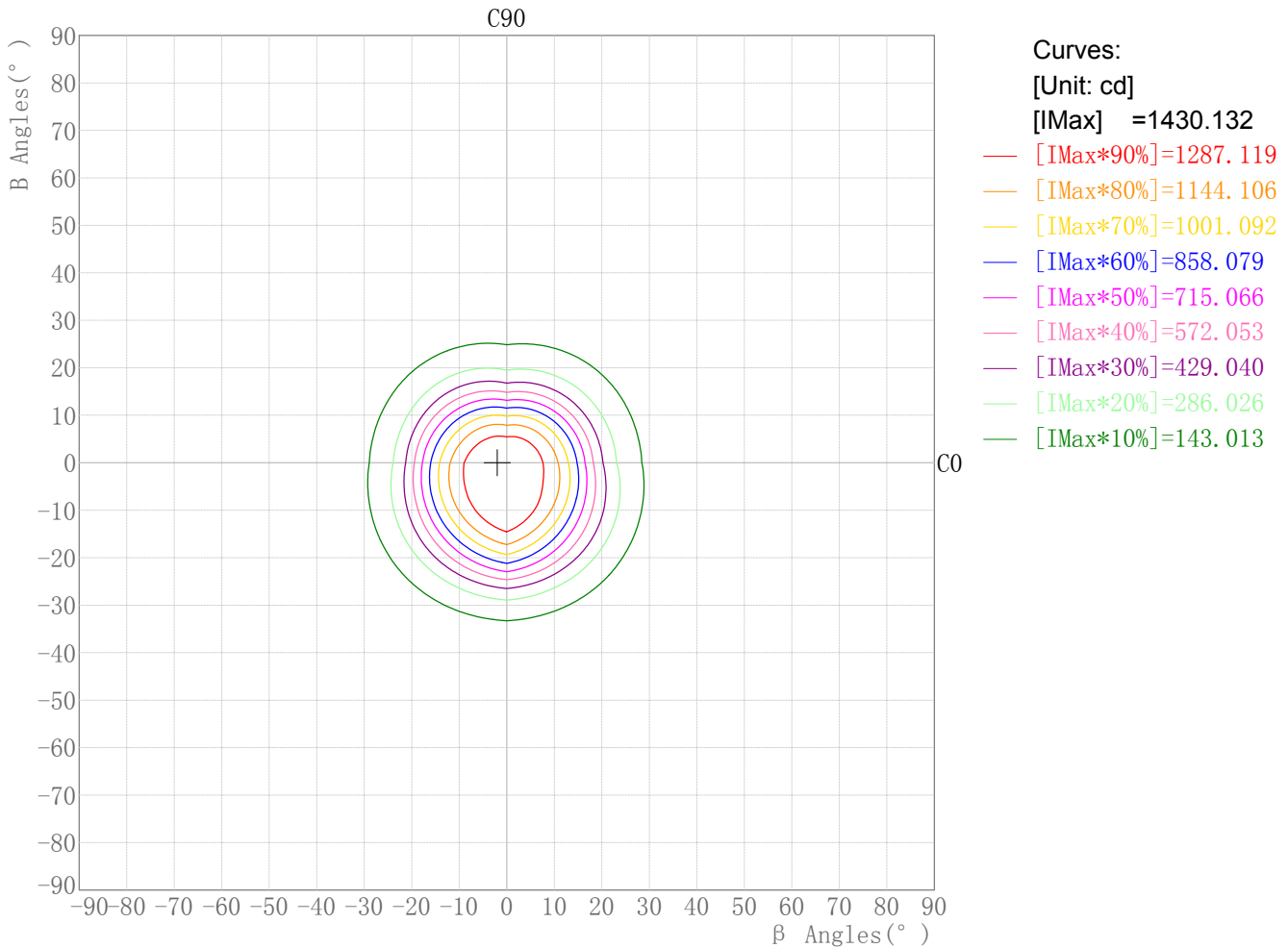
IES Indoor Report

Photometric Filename:PD01-06-XX-05 3000K RA80 36D.IES

Rectangle ISO Lighting Intensity Diagram

Lum. Name: PD01-06-XX-05 3000K RA80 36D	Lum. Catalog:	Test ID: 01
Lamp Name:	Lamp Catalog: LED	Test Lab: Quality Department
Manufacture: Shenzhen Norming Lighting Co.Ltd	Test Machine:GON-2000	Test Date: 2021/03/11

ISO Lighting Intensity Curve



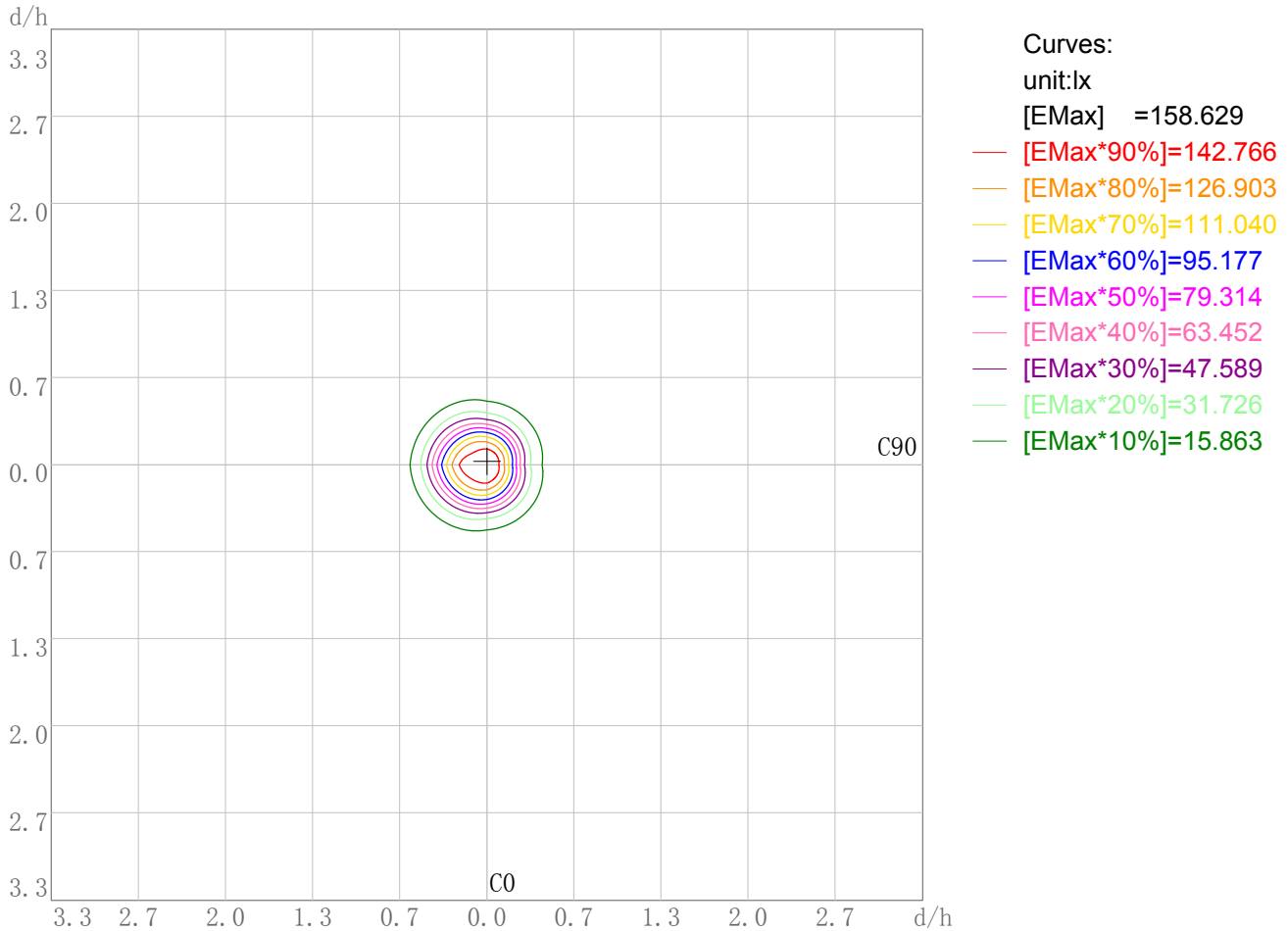
IES Indoor Report

Photometric Filename:PD01-06-XX-05 3000K RA80 36D.IES

Plane ISO-Illuminance Diagram

Lum. Name: PD01-06-XX-05 3000K RA80 36D	Lum. Catalog:	Test ID: 01
Lamp Name:	Lamp Catalog: LED	Test Lab: Quality Department
Manufacture: Shenzhen Norming Lighting Co.Ltd	Test Machine:GON-2000	Test Date: 2021/03/11

Plane ISO-Illuminance Curve



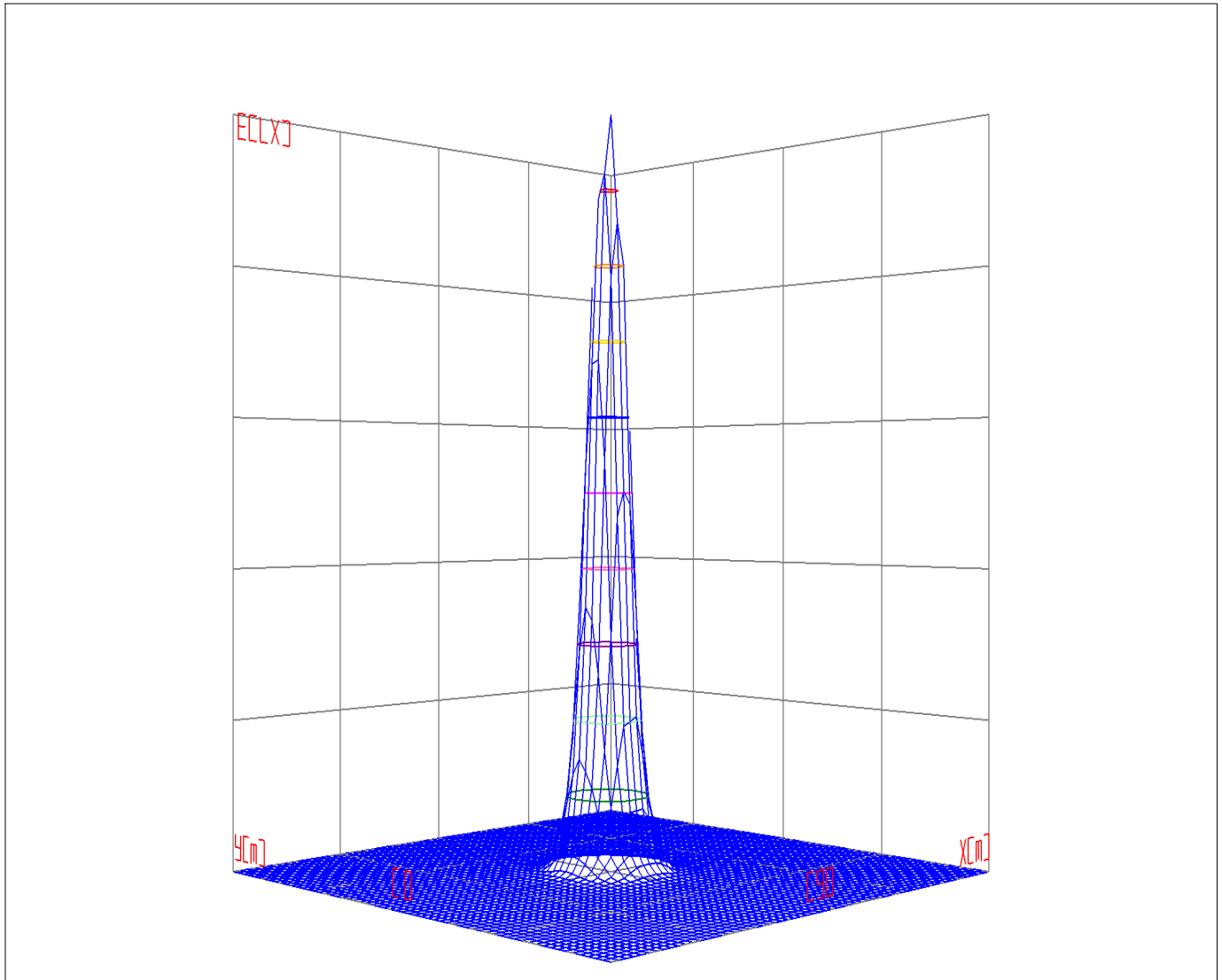
IES Indoor Report

Photometric Filename:PD01-06-XX-05 3000K RA80 36D.IES

3D Plane ISO Illuminance Diagram

Lum. Name: PD01-06-XX-05 3000K RA80 36D	Lum. Catalog:	Test ID: 01
Lamp Name:	Lamp Catalog: LED	Test Lab: Quality Department
Manufacture: Shenzhen Norming Lighting Co.Ltd	Test Machine:GON-2000	Test Date: 2021/03/11

3D Plane Illuminance Modal



Curves: 3D Model — 90% — 80% — 70% — 60% — 50% — 40% — 30% — 20% — 10% —
View Angles(deg): 0 Height(m): 3.0 Distance(m): 10.0

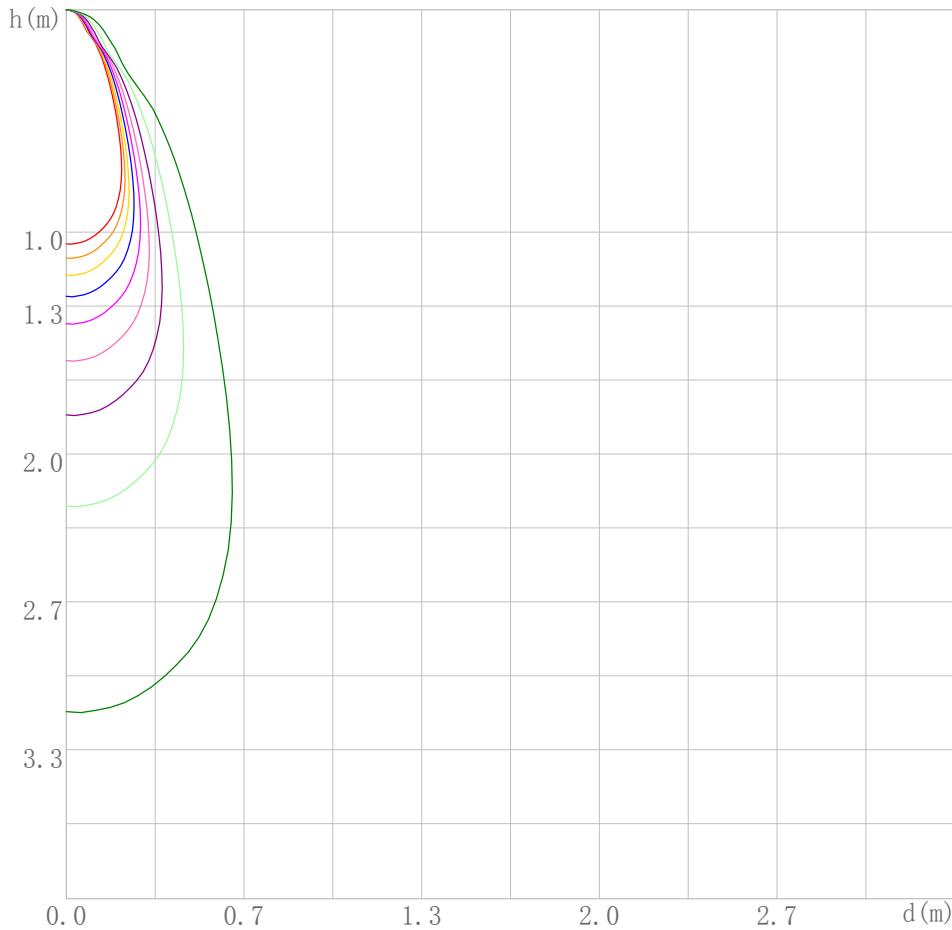
IES Indoor Report

Photometric Filename:PD01-06-XX-05 3000K RA80 36D.IES

Space ISO Illuminance Diagram

Lum. Name: PD01-06-XX-05 3000K RA80 36D	Lum. Catalog: LED	Test ID: 01
Lamp Name:	Lamp Catalog: LED	Test Lab: Quality Department
Manufacture: Shenzhen Norming Lighting Co.Ltd	Test Machine:GON-2000	Test Date: 2021/03/11

Space ISO Illuminance Curve



Curves:

[Unit: lx]

[EMax] =1424.092

— [EMax*90%]=1281.683

— [EMax*80%]=1139.274

— [EMax*70%]=996.865

— [EMax*60%]=854.455

— [EMax*50%]=712.046

— [EMax*40%]=569.637

— [EMax*30%]=427.228

— [EMax*20%]=284.818

— [EMax*10%]=142.409

Space Plane Maximum Illuminance and @Angle:1424.09lx,1.0deg
Plane Maximum Lighting Intensity and @Angle:1424.743cd,0deg

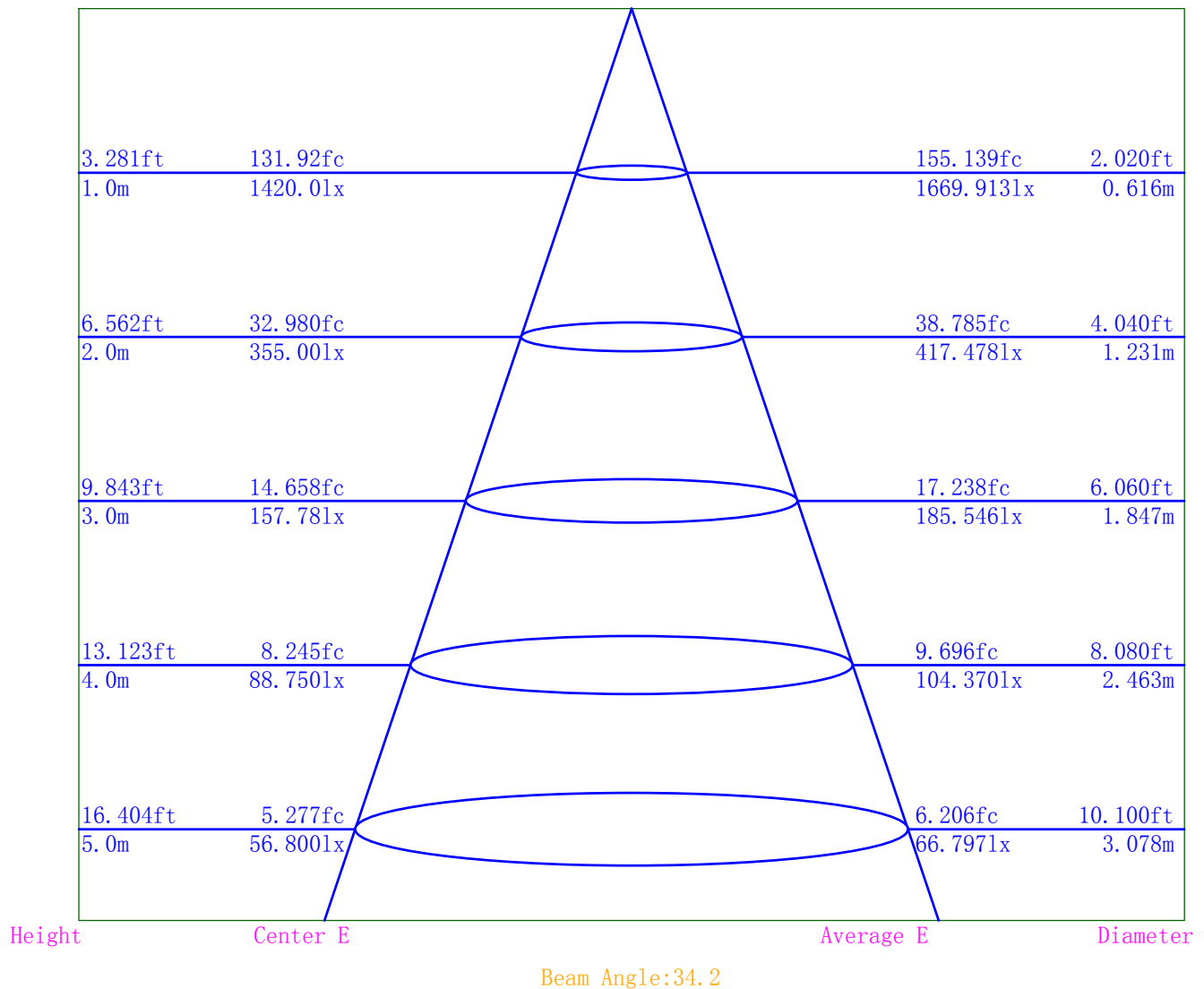
IES Indoor Report

Photometric Filename:PD01-06-XX-05 3000K RA80 36D.IES

Illuminance-Distance Diagram

Lum. Name: PD01-06-XX-05 3000K RA80 36D	Lum. Catalog:	Test ID: 01
Lamp Name:	Lamp Catalog: LED	Test Lab: Quality Department
Manufacture: Shenzhen Norming Lighting Co.Ltd	Test Machine:GON-2000	Test Date: 2021/03/11

Illuminance-Distance Curve



Indoor Luminance Limiting Curves

Lum. Name: PD01-06-XX-05 3000K RA80 36D	Lum. Catalog: LED	Test ID: 01
Lamp Name:	Lamp Catalog: LED	Test Lab: Quality Department
Manufacture: Shenzhen Norming Lighting Co.Ltd	Test Machine:GON-2000	Test Date: 2021/03/11

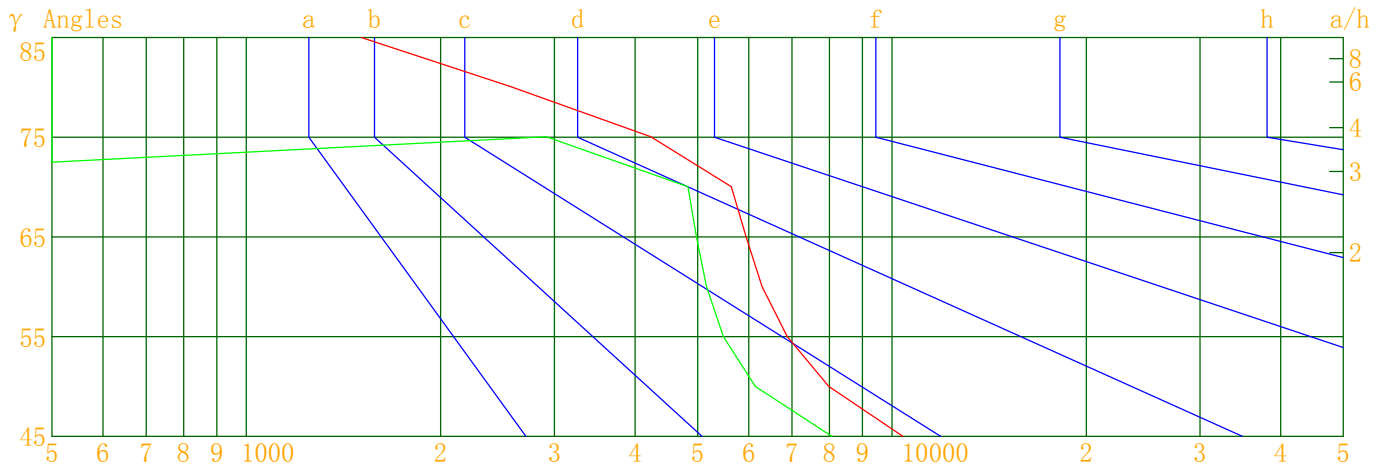
Glare Grade Table

GI	Quality	Using Illuminance							
		a	b	c	d	e	f	g	h
1.15	A	2000	1000	500	<=300				
1.5	B		2000	1000	500	<=300			
1.85	C			2000	1000	500	<=300		
2.2	D				2000	1000	500	<=300	
2.55	E	a				2000	1000	500	<=300
			b	c	d	e	f	g	h

Luminance Table

Gama (deg)	45	50	55	60	65	70	75	80	85
C0	10399	7983	6881	6292	5942	5639	4231	2572	1508
C90	8069	6143	5480	5161	4978	4831	2914	94	0

Luminance Limiting Curve



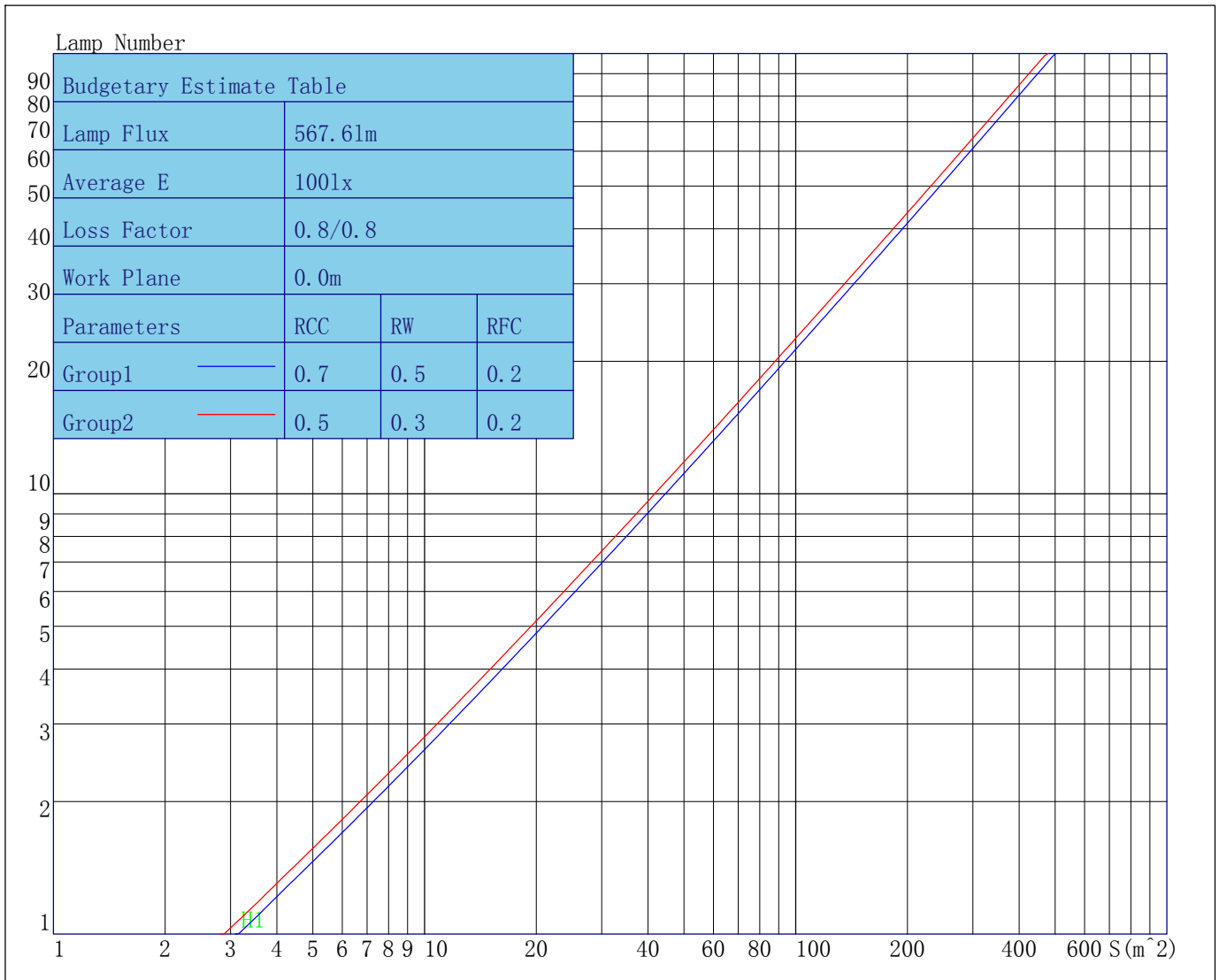
Luminous Size: Length(m)=0.000 Width(m)=-0.050 Height(m)=0.000 Area(m^2)=0.001963
 Luminous Type: Without Luminous Side
 Luminous Curves: C0-C180 Color: ——— C90-C270 Color: ———

IES Indoor Report

Photometric Filename: PD01-06-XX-05 3000K RA80 36D.IES

Indoor Budgetary Estimate Table

Lum. Name: PD01-06-XX-05 3000K RA80 36D	Lum. Catalog:	Test ID: 01
Lamp Name:	Lamp Catalog: LED	Test Lab: Quality Department
Manufacture: Shenzhen Norming Lighting Co.Ltd	Test Machine: GON-2000	Test Date: 2021/03/11



Parameters1: Rhocc = 0.7 Rhow = 0.5 Rhofc = 0.2 LLF = 0.8
 Parameters2: Rhocc = 0.5 Rhow = 0.3 Rhofc = 0.2 LLF = 0.8
 Average Illuminance(lx): 100 Cavity Height: H1(m) = 2

IES Indoor Report

Photometric Filename:PD01-06-XX-05 3000K RA80 36D.IES

Indoor Coefficient of Utilization Table

Lum. Name: PD01-06-XX-05 3000K RA80 36D	Lum. Catalog:	Test ID: 01
Lamp Name:	Lamp Catalog: LED	Test Lab: Quality Department
Manufacture: Shenzhen Norming Lighting Co.Ltd	Test Machine:GON-2000	Test Date: 2021/03/11

Coefficients of Utilization - Zonal Cavity Method																					
Coef.	Effective Floor Cavity Reflectance RFC=0.20																				
RhoCC (%)	80				70				50				30				10				0
RhoW (%)	70	50	30	10	70	50	30	10	50	30	10	50	30	10	50	30	10	0			
RCR	Coefficient of Utilization (%)																				
0	119	119	119	119	116	116	116	116	111	111	111	106	106	106	102	102	102	100			
1	114	112	110	108	112	110	108	106	105	104	103	102	101	99	98	97	97	95			
2	110	105	102	99	107	104	101	98	100	98	96	97	95	94	95	93	92	90			
3	105	100	96	92	103	98	95	92	96	93	90	93	91	89	91	89	87	86			
4	101	95	90	87	100	94	90	86	92	88	85	90	87	84	88	85	83	82			
5	97	90	86	82	96	90	85	82	88	84	81	86	83	80	85	82	80	78			
6	94	86	82	78	92	86	81	78	84	80	77	83	79	77	82	79	76	75			
7	90	83	78	74	89	82	77	74	81	77	74	80	76	73	79	75	73	72			
8	87	79	75	71	86	79	74	71	78	74	71	77	73	70	76	73	70	69			
9	84	76	72	68	83	76	71	68	75	71	68	74	70	68	73	70	67	66			
10	81	73	69	66	80	73	69	65	72	68	65	72	68	65	71	67	65	64			

IES Indoor Report

Photometric Filename:PD01-06-XX-05 3000K RA80 36D.IES

Unified Glare Rating Table

Lum. Name: PD01-06-XX-05 3000K RA80 36D	Lum. Catalog:	Test ID: 01
Lamp Name:	Lamp Catalog: LED	Test Lab: Quality Department
Manufacture: Shenzhen Norming Lighting Co.Ltd	Test Machine:GON-2000	Test Date: 2021/03/11

Unified Glare Rating Table

Ceiling RCC	0.70	0.70	0.50	0.50	0.30	0.70	0.70	0.50	0.50	0.30
Wall RW	0.50	0.30	0.50	0.30	0.30	0.50	0.30	0.50	0.30	0.30
Floor RFC	0.20	0.20	0.20	0.20	0.20	0.20	0.20	0.20	0.20	0.20
Room Size	Viewed crosswise					Viewed endwise				
X=2H Y=2H	14.0	15.0	14.4	15.4	15.7	12.0	13.1	12.4	13.4	13.7
Y=3H	14.5	15.4	14.9	15.8	16.1	12.7	13.6	13.1	14.0	14.4
Y=4H	14.6	15.5	15.1	15.9	16.3	12.9	13.7	13.3	14.1	14.5
Y=6H	14.6	15.5	15.1	15.8	16.2	12.8	13.6	13.2	14.0	14.4
Y=8H	14.6	15.4	15.1	15.8	16.2	12.7	13.5	13.2	13.9	14.3
Y=12H	14.6	15.3	15.0	15.7	16.1	12.7	13.4	13.1	13.8	14.2
X=4H Y=2H	14.0	14.9	14.4	15.3	15.6	12.2	13.1	12.6	13.4	13.8
Y=3H	14.7	15.4	15.1	15.8	16.3	13.0	13.8	13.5	14.2	14.6
Y=4H	14.9	15.6	15.3	16.0	16.5	13.2	13.9	13.7	14.3	14.8
Y=6H	14.9	15.5	15.4	16.0	16.5	13.2	13.8	13.6	14.2	14.7
Y=8H	14.9	15.5	15.4	15.9	16.4	13.1	13.7	13.6	14.1	14.6
Y=12H	14.9	15.4	15.4	15.9	16.4	13.0	13.5	13.5	14.0	14.5
X=8H Y=4H	14.9	15.4	15.3	15.9	16.4	13.2	13.8	13.7	14.2	14.7
Y=6H	14.9	15.4	15.5	15.9	16.5	13.1	13.6	13.6	14.1	14.7
Y=8H	14.9	15.4	15.5	15.9	16.4	13.1	13.5	13.6	14.0	14.5
Y=12H	14.9	15.3	15.4	15.8	16.4	13.0	13.4	13.5	13.9	14.5
X=12H Y=4H	14.8	15.3	15.3	15.8	16.3	13.1	13.7	13.6	14.1	14.6
Y=6H	14.9	15.3	15.4	15.8	16.4	13.1	13.5	13.6	14.0	14.5
Y=8H	14.9	15.3	15.4	15.8	16.4	13.0	13.4	13.5	13.9	14.5
Variations with the observer position at spacings										
S=1.0H	0.8/-0.9					2.2/-3.6				
S=1.5H	1.7/-2.0					2.8/-5.1				
S=2.0H	1.6/-2.7					2.1/-4.9				
Reduced UGR Table:										
Nordic Standard Table:	BKO					BKO				
Correction Value	1.0					1.1				

to the CIE Pub.117, data has been corrected, refers to the lamp's lumens 8.2flm.

IES Indoor Report

Photometric Filename:PD01-06-XX-05 3000K RA80 36D.IES

Candela Tabulation

V/H	C0.0	C90.0	C180.0	C270.0
γ 0.0	1420.01	1420.01	1420.01	1420.01
γ 1.0	1424.74	1413.78	1428.13	1388.90
γ 2.0	1417.79	1408.56	1430.13	1382.09
γ 3.0	1409.45	1386.42	1421.04	1373.64
γ 4.0	1394.64	1350.10	1411.50	1351.80
γ 5.0	1371.48	1308.71	1397.41	1339.13
γ 6.0	1343.59	1258.54	1379.25	1341.65
γ 7.0	1310.11	1202.05	1351.93	1351.29
γ 8.0	1273.17	1136.79	1323.27	1366.07
γ 9.0	1233.95	1065.63	1286.23	1380.70
γ 10.0	1187.76	984.97	1242.67	1391.27
γ 11.0	1132.95	901.41	1194.20	1390.52
γ 12.0	1068.05	814.16	1139.16	1374.19
γ 13.0	997.80	726.38	1077.96	1347.48
γ 14.0	922.72	640.58	1010.65	1311.10
γ 15.0	840.37	556.70	935.65	1267.93
γ 16.0	755.48	480.57	858.11	1217.30
γ 17.0	669.44	413.35	777.75	1159.43
γ 18.0	587.23	355.07	694.39	1095.79
γ 19.0	511.52	305.86	608.39	1026.31
γ 20.0	443.41	264.92	525.29	951.51
γ 21.0	384.08	231.10	448.40	873.13
γ 22.0	333.34	202.78	381.46	792.86
γ 23.0	290.43	179.15	326.57	710.61
γ 24.0	253.03	158.15	281.34	626.01
γ 25.0	221.02	140.27	243.70	541.03
γ 26.0	194.29	124.73	211.50	463.34
γ 27.0	171.04	110.65	184.81	392.75
γ 28.0	150.73	96.66	161.76	331.93
γ 29.0	133.15	85.15	141.97	281.92
γ 30.0	117.51	75.17	124.71	239.62
γ 31.0	103.70	66.54	109.20	204.46
γ 32.0	91.32	58.95	95.35	175.70
γ 33.0	80.32	52.22	82.99	150.05
γ 34.0	70.53	46.39	68.21	123.82
γ 35.0	61.89	41.23	50.49	95.79
γ 36.0	53.85	36.26	35.17	69.23
γ 37.0	42.39	28.07	24.94	49.40
γ 38.0	31.37	21.54	18.82	36.60
γ 39.0	24.88	18.35	15.03	27.91
γ 40.0	21.59	16.39	13.17	23.53
γ 41.0	19.34	14.90	11.94	20.73
γ 42.0	17.78	13.73	11.02	18.49
γ 43.0	16.50	12.76	10.28	16.58
γ 44.0	15.41	11.94	9.58	15.00
γ 45.0	14.44	11.20	8.99	13.63
γ 46.0	13.55	10.48	8.24	12.35

IES Indoor Report

Photometric Filename:PD01-06-XX-05 3000K RA80 36D.IES

Candela Tabulation - (Cont.)

V/H	C0.0	C90.0	C180.0	C270.0
γ 47.0	12.63	9.64	7.66	10.99
γ 48.0	11.54	8.80	7.28	9.95
γ 49.0	10.73	8.23	6.97	9.21
γ 50.0	10.07	7.75	6.71	8.59
γ 51.0	9.47	7.36	6.49	8.13
γ 52.0	8.96	7.04	6.29	7.85
γ 53.0	8.53	6.74	6.09	7.59
γ 54.0	8.14	6.45	5.87	7.34
γ 55.0	7.75	6.17	5.65	7.09
γ 56.0	7.38	5.93	5.43	6.84
γ 57.0	7.05	5.69	5.25	6.62
γ 58.0	6.75	5.46	5.07	6.42
γ 59.0	6.46	5.26	4.89	6.23
γ 60.0	6.18	5.07	4.69	6.03
γ 61.0	5.90	4.88	4.50	5.83
γ 62.0	5.65	4.68	4.32	5.60
γ 63.0	5.40	4.49	4.13	5.39
γ 64.0	5.14	4.30	3.93	5.17
γ 65.0	4.93	4.13	3.75	4.96
γ 66.0	4.72	3.96	3.55	4.73
γ 67.0	4.48	3.79	3.35	4.49
γ 68.0	4.26	3.62	3.14	4.26
γ 69.0	4.03	3.44	2.92	3.99
γ 70.0	3.79	3.24	2.67	3.75
γ 71.0	3.53	3.01	2.36	3.44
γ 72.0	3.23	2.71	2.07	3.13
γ 73.0	2.85	2.30	1.76	2.84
γ 74.0	2.49	1.89	1.48	2.56
γ 75.0	2.15	1.48	1.22	2.29
γ 76.0	1.84	1.13	1.00	2.07
γ 77.0	1.55	0.78	0.80	1.84
γ 78.0	1.30	0.48	0.60	1.64
γ 79.0	1.07	0.24	0.43	1.45
γ 80.0	0.88	0.03	0.29	1.29
γ 81.0	0.71	0.00	0.17	1.14
γ 82.0	0.57	0.00	0.05	1.00
γ 83.0	0.45	0.00	0.00	0.86
γ 84.0	0.34	0.00	0.00	0.73
γ 85.0	0.26	0.00	0.00	0.62
γ 86.0	0.18	0.00	0.00	0.50
γ 87.0	0.09	0.00	0.00	0.40
γ 88.0	0.02	0.00	0.00	0.31
γ 89.0	0.00	0.00	0.00	0.22
γ 90.0	0.00	0.00	0.00	0.15
γ 91.0	0.00	0.00	0.00	0.07
γ 92.0	0.00	0.00	0.00	0.00
γ 93.0	0.00	0.00	0.00	0.00

IES Indoor Report

Photometric Filename:PD01-06-XX-05 3000K RA80 36D.IES

Candela Tabulation - (Cont.)

V/H	C0.0	C90.0	C180.0	C270.0
γ 94.0	0.00	0.00	0.00	0.00
γ 95.0	0.00	0.00	0.00	0.00
γ 96.0	0.00	0.00	0.00	0.00
γ 97.0	0.00	0.00	0.00	0.00
γ 98.0	0.00	0.00	0.00	0.00
γ 99.0	0.00	0.00	0.00	0.00
γ 100.0	0.00	0.00	0.00	0.00
γ 101.0	0.00	0.00	0.00	0.00
γ 102.0	0.00	0.00	0.00	0.00
γ 103.0	0.00	0.00	0.00	0.00
γ 104.0	0.00	0.00	0.00	0.00
γ 105.0	0.00	0.00	0.00	0.00
γ 106.0	0.00	0.00	0.00	0.00
γ 107.0	0.00	0.00	0.00	0.00
γ 108.0	0.00	0.00	0.00	0.00
γ 109.0	0.00	0.00	0.00	0.00
γ 110.0	0.00	0.00	0.00	0.00
γ 111.0	0.00	0.00	0.00	0.00
γ 112.0	0.00	0.00	0.00	0.00
γ 113.0	0.00	0.00	0.00	0.00
γ 114.0	0.00	0.00	0.00	0.00
γ 115.0	0.00	0.00	0.00	0.00
γ 116.0	0.00	0.00	0.00	0.00
γ 117.0	0.00	0.00	0.00	0.00
γ 118.0	0.00	0.00	0.00	0.00
γ 119.0	0.00	0.00	0.00	0.00
γ 120.0	0.00	0.00	0.00	0.00
γ 121.0	0.00	0.00	0.00	0.00
γ 122.0	0.00	0.00	0.00	0.00
γ 123.0	0.00	0.00	0.00	0.00
γ 124.0	0.00	0.00	0.00	0.00
γ 125.0	0.00	0.00	0.00	0.00
γ 126.0	0.00	0.00	0.00	0.00
γ 127.0	0.00	0.00	0.00	0.00
γ 128.0	0.00	0.00	0.00	0.00
γ 129.0	0.00	0.00	0.00	0.00
γ 130.0	0.00	0.00	0.00	0.00
γ 131.0	0.00	0.00	0.00	0.00
γ 132.0	0.00	0.00	0.00	0.00
γ 133.0	0.00	0.00	0.00	0.00
γ 134.0	0.00	0.00	0.00	0.00
γ 135.0	0.00	0.13	0.00	0.00
γ 136.0	0.00	0.23	0.05	0.00
γ 137.0	0.08	0.35	0.15	0.00
γ 138.0	0.19	0.46	0.26	0.00
γ 139.0	0.30	0.57	0.37	0.00
γ 140.0	0.40	0.70	0.47	0.05

IES Indoor Report

Photometric Filename:PD01-06-XX-05 3000K RA80 36D.IES

Candela Tabulation - (Cont.)

V/H	C0.0	C90.0	C180.0	C270.0
γ 141.0	0.52	0.81	0.59	0.16
γ 142.0	0.63	0.92	0.70	0.27
γ 143.0	0.75	1.03	0.82	0.36
γ 144.0	0.86	1.15	0.93	0.47
γ 145.0	0.98	1.25	1.05	0.57
γ 146.0	1.10	1.35	1.17	0.69
γ 147.0	1.21	1.45	1.28	0.80
γ 148.0	1.32	1.53	1.40	0.90
γ 149.0	1.42	1.63	1.50	1.01
γ 150.0	1.52	1.71	1.63	1.11
γ 151.0	1.62	1.79	1.71	1.22
γ 152.0	1.72	1.86	1.83	1.34
γ 153.0	1.81	1.93	1.93	1.43
γ 154.0	1.88	1.99	2.02	1.53
γ 155.0	1.96	2.04	2.10	1.63
γ 156.0	2.04	2.09	2.19	1.73
γ 157.0	2.11	2.12	2.25	1.82
γ 158.0	2.16	2.14	2.33	1.91
γ 159.0	2.22	2.17	2.37	1.99
γ 160.0	2.26	2.18	2.40	2.07
γ 161.0	2.30	2.18	2.45	2.14
γ 162.0	2.30	2.18	2.49	2.20
γ 163.0	2.32	2.19	2.50	2.26
γ 164.0	2.33	2.19	2.52	2.32
γ 165.0	2.33	2.18	2.52	2.36
γ 166.0	2.33	2.19	2.51	2.39
γ 167.0	2.32	2.20	2.51	2.42
γ 168.0	2.32	2.20	2.51	2.44
γ 169.0	2.32	2.22	2.50	2.45
γ 170.0	2.32	2.23	2.49	2.46
γ 171.0	2.33	2.25	2.49	2.47
γ 172.0	2.34	2.28	2.50	2.48
γ 173.0	2.35	2.31	2.48	2.47
γ 174.0	2.37	2.34	2.49	2.49
γ 175.0	2.39	2.36	2.49	2.49
γ 176.0	2.40	2.38	2.50	2.50
γ 177.0	2.42	2.41	2.52	2.51
γ 178.0	2.44	2.43	2.53	2.52
γ 179.0	2.47	2.44	2.53	2.52
γ 180.0	2.49	2.49	2.49	2.49
